

COUNCIL PERFORMANCE
REPORT

Q2 2010/2011

Introduction

1.This report sets out in detail the progress against the Council's key performance indicators and planned actions, for Quarter Two 2010/2011.

2. It has been prepared to supplement the Quarter Two 2010/11 Council Performance Report that will be considered by the Overview and Scrutiny Board on 18th November 2010, and should be read alongside this report.

3.The report is structured as follows:

1	Progress against the National Indicator Set
2	Progress against the Council's planned improvement actions

Key for National Indicator Set section

Trend in performance		Performance against target	
▲	Performance has improved from previous measurement.	<input checked="" type="checkbox"/>	The 2010/2011 target is being met.
▼	Performance has deteriorated from previous measurement.	<input checked="" type="checkbox"/>	The 2010/2011 target is not being met.
◀▶	Performance is unchanged from previous measurement.	?	Progress against target is not yet known, as the relevant data has not yet been published.
N/A	No trend information is available.	N/A	No 2010/2011 target was set for this indicator.

Key for planned improvement actions section

<input checked="" type="checkbox"/>	The action has been completed by the deadline
<input checked="" type="checkbox"/>	The action is not on target to be completed by the deadline.

Creating stronger communities

LAA	Ref	Description	Past performance		Current performance		Trend	On target	Comparison(s)	Next target
			Baseline	Last	Actual	Target				
<input checked="" type="checkbox"/>	NI 001	People who believe people from different backgrounds get on well together in their local area (Place Survey)	74% (06/07)	74% (06/07)	71.2% (08/09)	None set	▼	N/A	Bottom quartile (08/09)	Survey Deleted
	NI 002	People who feel that they belong to their neighbourhood (Place Survey)	First measurement was 08/09		61.7% (08/09)	None set	N/A	N/A	Top quartile (08/09)	Survey Deleted
	NI 003	People participating in civic activities in the last 12 months (Place Survey)	First measurement was 08/09		13.5% (08/09)	None set	N/A	N/A	Lower median quartile (08/09)	Survey Deleted
<input checked="" type="checkbox"/>	NI 004	People who feel they can influence decisions in their locality (Place Survey)	33% (06/07)	33% (06/07)	34.9% (08/09)	None set	▲	N/A	Top quartile (08/09)	Survey Deleted
	NI 005	People satisfied with the local area overall (Place Survey)	64% (06/07)	64% (06/07)	73.8% (08/09)	None set	▲	N/A	Lower median quartile (08/09)	Survey Deleted
<input checked="" type="checkbox"/>	NI 006	People participating in regular formal volunteering (Place Survey)	First measurement was 08/09		16.5% (08/09)	None set	N/A	N/A	Bottom quartile (08/09)	Survey Deleted
<input checked="" type="checkbox"/>	NI 007	Third sector organisations rating positively local statutory agencies' influence on their success (Cabinet Office survey)	First measurement was 08/09		17.7% (08/09)	None set	N/A	N/A	Upper median quartile (08/09)	24.3% (10/11)
	NI 009	Adults using public libraries (Active People Survey)	49.8% (08/09)	49.8% (08/09)	44.5% (09/10)	52.9% (09/10)	▼	☒	Upper median quartile (08/09)	45.0% (10/11)
	NI 010	Adults visiting museums and galleries at least once in last 12months (Active People Survey)	50.8% (08/09)	50.8% (08/09)	54.0% (09/10)	53.9% (09/10)	▲	☑	Lower median quartile (08/09)	Deleted
<input checked="" type="checkbox"/>	NI 011	Adults engaging in arts three times in last 12 months (Active People Survey)	35.3% (08/09)	35.3% (08/09)	38.0% (09/10)	38.1% (09/10)	▲	☒	Bottom quartile (08/09)	41.1% (10/11)
	NI 013	Migrants' English language skills and knowledge	32% (07/08)	32% (07/08)	78% (08/09)	78% (08/09)	▲	☑	None available	Deleted
	NI 023	People who agree that people in the area do not treat one another with respect and consideration (Place Survey)	57% (06/07)	57% (06/07)	39.3% (08/09)	None set	▲	N/A	Bottom quartile (08/09)	Deleted

LAA	Ref	Description	Past performance		Current performance		Trend	On target	Comparison(s)	Next target
			Baseline	Last	Actual	Target				
	NI 035	Building resilience to violent extremism (score from 1-5)	2.5 (08/09)	2.5 (08/09)	3.2 (09/10)	3.0 (09/10)	▲	<input checked="" type="checkbox"/>	National Average: 2.3 (08/09)	3.5 (10/11)
	NI 036	Protection against terrorist attack (score from 1-5)	Not previously measured		N/A	None set	N/A	N/A	None available	TBC
	NI 037	People aware of civil protection arrangements in the local area (Place Survey)	First measurement was 08/09		19.4% (08/09)	None set	N/A	N/A	Top quartile (08/09)	Deleted

Creating safer communities

LAA	Ref	Description	Past performance		Current performance		Trend	On target	Comparison(s)	Next target
			Baseline	Last	Actual	Target				
<input checked="" type="checkbox"/>	NI 015	Serious violent crimes per 1,000 population	0.76 (08/09)	0.69 (09/10)	0.44 (Q2 10/11)	0.32 (Q2 10/11) 0.65 (10/11)	▼	<input checked="" type="checkbox"/>	Median (08/09)	TBC
<input checked="" type="checkbox"/>	NI 016	Serious acquisitive crimes per 1,000 population	31.71 (07/08)	17.57 (09/10)	7.65 (Q2 10/11)	13.4 (Q2 10/11) 26.79 (10/11)	▼	<input checked="" type="checkbox"/>	Lower median quartile (08/09)	TBC
<input checked="" type="checkbox"/>	NI 017	People who consider anti-social behaviour a problem in the area (Place Survey)	35% (06/07)	35% (06/07)	26.9% (08/09)	None set	▲	N/A	Bottom quartile (08/09)	Survey Postponed
<input checked="" type="checkbox"/>	NI 018	Proportion of adult offenders under probation supervision re-offending within 3 months (gap between predicted and actual)	Predicted: 15.81% (07/08)	-4.73% (Q3 09/10)	-7.71% (09/10)	-3.89% (09/10)	▲	<input checked="" type="checkbox"/>	Top quartile (08/09)	-7.7% (09/10)
<input checked="" type="checkbox"/>	NI 020	Assaults with injury per 1,000 population (alcohol-related violence)	11.5 (08/09)	10.58 (09/10)	5.1 (Q2 10/11)	5.29% (Q2 10/11) 10.24 (10/11)	▼	<input checked="" type="checkbox"/>	Bottom quartile (08/09)	TBC
	NI 021	People who agree that the local council and police deal with local concerns about anti-social behaviour and crime (Place Survey)	First measurement was 08/09		28.7% (08/09)	None set	N/A	N/A	Upper median quartile (08/09)	Survey Postponed
	NI 022	People who agree that parents take enough responsibility for the behaviour of their children in the area (Place Survey)	First measurement was 08/09		25.1% (08/09)	None set	N/A	N/A	Bottom quartile (08/09)	Survey Postponed
	NI 027	People who feel that the local council and police understand local concerns about anti-social behaviour and crime (Place Survey)	First measurement was 08/09		29.4% (08/09)	None set	N/A	N/A	Top quartile (08/09)	Survey Postponed

LAA	Ref	Description	Past performance		Current performance		Trend	On target	Comparison(s)	Next target
			Baseline	Last	Actual	Target				
	NI 028	Rate per 1,000 population of serious violent offences that are recorded by the police and involve the use of a knife or other sharp instrument	0.83 (08/09)	0.63 (09/10)	0.3 (Q1 10/11)	None set: monitor only	▲	N/A	None available	TBC
	NI 029	Rate per 1,000 population of crimes recorded by the police in which a gun is fired, used to cause injury or used as a threat	0.18 (08/09)	0.06 (09/10)	0.01 (Q1 10/11)	None set: monitor only	▲	N/A	None available	TBC
<input checked="" type="checkbox"/>	NI 030	Re-offending rate of prolific and priority offenders	Cohort of 43, with 241 convictions (Dec 08)	27 cml. (Q3 09/10)	-39% (09/10)	-18% (199) (09/10)	▲	<input checked="" type="checkbox"/>	None available	Ratio 1.13 over 2 years (10/11)
<input checked="" type="checkbox"/>	NI 032	Repeat incidents of domestic violence	54% 08/09	51.1% (09/10)	44.7% (Q2 10/11)	44% (10/11)	▲	<input type="checkbox"/>	None available	TBC
<input checked="" type="checkbox"/>	NI 033	Arson incidents (per 10,000 population): Primary and secondary fires	146.5 (07/08)	95.3 (08/09)	86.0 (09/10)	129.4 (09/10)	▲	<input checked="" type="checkbox"/>	None available	Deleted
	NI 033a	Arson incidents (per 10,000 population): Primary fires	22.7 (07/08)	10.7 cml. (Q3 09/10)	13.5 (09/10)	20.1 (09/10)	▲	<input checked="" type="checkbox"/>	None available	Deleted
	NI 033b	Arson incidents (per 10,000 population): Secondary fires	123.4 (07/08)	62.2 cml. (Q3 09/10)	72.5 (09/10)	109 (09/10)	▲	<input checked="" type="checkbox"/>	None available	Deleted
	NI 34	Domestic Violence – Homicide	0.01 (07/08)	0.01 (07/08)	0.01 (09/10)	0 (09/10)	◀▶	<input type="checkbox"/>	None available	0 (10/11)
<input checked="" type="checkbox"/>	NI 038	Drug-related (Class A) offending rate	First measurement was 09/10		1.07 (09/10)	1.08 (09/10)	◀▶	<input checked="" type="checkbox"/>	None available	0.9 (10/11)
	NI 041	People who agree that drunk or rowdy behaviour is a problem (Place Survey)	37% (06/07)	37% (06/07)	33.9% (08/09)	None set	▲	N/A	Lower median quartile (08/09)	Survey postponed
	NI 042	People who agree that drug use or drug dealing is a problem (Place Survey)	53% (06/07)	53% (06/07)	38.8% (08/09)	None set	▲	N/A	Lower median quartile (08/09)	Survey postponed
	NI 49	(i) Total number of primary fires per 100,000 population	232.9 (08/09)	162.6 cml. (Q3 09/10)	208.0 (09/10)	261.0 (09/10)	▲	<input checked="" type="checkbox"/>	None available	Deleted
	NI 49	ii) Total Number of fatalities due to primary fires per 100,000 population	0.0 (08/09)	0.7 cml. (Q3 09/10)	0.7 (09/10)	0.0 (09/10)	▼	<input type="checkbox"/>	None available	Deleted
	NI 49	iii) Total number of non-fatal casualties per 100,000 population	7.9 (08/09)	5.8 cml. (Q3 09/10)	10.1 (09/10)	10.0 (09/10)	▼	<input type="checkbox"/>	None available	Deleted
	NI 143	Offenders under probation supervision living in settled/suitable accommodation at the end of their order or licence	75.0% (07/08)	75.5 (08/09)	79.8% (09/10)	80% (09/10)	▲	<input type="checkbox"/>	Upper median quartile (08/09)	Deleted

LAA	Ref	Description	Past performance		Current performance		Trend	On target	Comparison(s)	Next target
			Baseline	Last	Actual	Target				
<input checked="" type="checkbox"/>	NI 144	Offenders under probation supervision in employment at the end of their order or licence	26% (06/07)	38.0% (08/09)	41% (Q1 10/11)	40% (10/11)	▲	<input checked="" type="checkbox"/>	Bottom quartile (08/09)	40% (10/11)

Supporting children and young people

LAA	Ref	Description	Past performance		Current performance		Trend	On target	Comparison(s)	Next target
			Baseline	Last	Actual	Target				
<input checked="" type="checkbox"/>	NI 019	Rate of proven re-offending by young offenders (per 100 offenders)	170 07/08	161 (Q3 09/10)	195 Q1 (10/11)	153 (10/11)	▼	<input checked="" type="checkbox"/>	None available	TBC
	NI 022	People who agree that parents take enough responsibility for the behaviour of their children in the area (Place Survey)	First measurement was 08/09		25.1% (08/09)	None set	N/A	N/A	Bottom quartile (08/09)	Survey Postponed
	NI 043	Young people within the Youth Justice System receiving a conviction in court who are sentenced to custody	5.4% (08/09)	5.4% (09/10)	3.88% (Q1 10/11)	5% (10/11)	▲	<input checked="" type="checkbox"/>	National average: 6.3% (08/09)	5%
	NI 044	Ethnic composition of offenders on Youth Justice System disposals: White offenders	First measurement was 08/09		3.9% (09/10)	0.0% (09/10)	N/A	<input checked="" type="checkbox"/>	None available	0.0% (10/11)
		Mixed offenders	First measurement was 08/09		1.0% (09/10)	0.0% (09/10)	N/A	<input checked="" type="checkbox"/>	None available	0.0% (10/11)
		Asian or Asian British offenders	First measurement was 08/09		-4.2% (09/10)	0.0% (09/10)	N/A	<input checked="" type="checkbox"/>	None available	0.0% (10/11)
		Black or Black British offenders	First measurement was 08/09		0.6% (09/10)	0.0% (09/10)	N/A	<input checked="" type="checkbox"/>	None available	0.0% (10/11)
		Chinese or other ethnic offenders	First measurement was 08/09		0.1% (09/10)	0.0% (09/10)	N/A	<input checked="" type="checkbox"/>	None available	0.0% (10/11)
	NI 045	Young offenders engagement in suitable education, employment or training.	82.2% (08/09)	82.1% (09/10)	73.44% (Q1 10/11)	90% (10/11)	▼	<input checked="" type="checkbox"/>	National average: 73.2% (08/09)	90%
	NI 046	Young offenders access to suitable accommodation.	99.8% (08/09)	100%	99.4% (09/10)	95% (09/10)	▼	<input checked="" type="checkbox"/>	National average: 95.7% (08/09)	Deleted
	NI 050	Children reporting good relationships with their family and friends (TellUs Survey)	63.8% (08/09)	63.8% (08/09)	59.2% (09/10)	None set	▼	N/A	Top quartile (08/09)	Deleted
	NI 051	Effectiveness of child and adolescent mental health (CAMHS) services (score 4-16)	12 (07/08)	12 (08/09)	13 (09/10)	12 (09/10)	▲	<input checked="" type="checkbox"/>	Bottom quartile (08/09)	13 (10/11)
	NI 052a	Take up of school lunches (primary)	62.5% (08/09)	63.1% (Apr-Dec 09)	57.9% (09/10)	63% (09/10)	▼	<input checked="" type="checkbox"/>	National average 41.4% (09/10)	63% (10/11)

LAA	Ref	Description	Past performance		Current performance		Trend	On target	Comparison(s)	Next target
			Baseline	Last	Actual	Target				
	NI 052b	Take up of school lunches (secondary)	32.7% (08/09)	22.0% (Apr-Dec 09)	25.8% (09/10)	33% (09/10)	▼	☒	National average 35.8% (09/10)	33% (10/11)
	NI 053a	Infants breastfeeding 6-8 weeks from birth	27.6% (06/07)	27.9% (Apr-Feb 10)	25.6% (Apr-Aug 10)	32.3% (10/11)	▼	☒	Bottom quartile (08/09)	TBC
	NI 053b	Infants for whom breastfeeding status is recorded	94.8% (08/09)	100% (Apr-Dec 10)	100% (Apr-Aug10)	95.0% (10/11)	◀▶	☑	Top quartile (08/09)	TBC
	NI 054	Parents' general experience of services for disabled children (aged 0-19)	First measurement was 09/10		65 (09/10)	None set	N/A	N/A	National Average: 61 (09/10)	TBC
	NI 055	Obesity in primary schools: Reception	11.0% (07/08)	11.5% (08/09)	9.9% (09/10)	11% (09/10)	▲	☑	Bottom quartile (08/09)	11% (10/11)
☑	NI 056	Obesity in primary schools: Year 6	22.7% (08/09)	22.7% (08/09)	21.6% (09/10)	22.3% (09/10)	▲	☑	Bottom quartile (08/09)	22.3% (10/11)
	NI 057a	Children and young people's participation in high-quality PE and school sport – 2 hours within a typical week	88.0% (07/08)	90.0% (08/09)	90% (09/10)	90% (09/10)	▲	☑	National average: 81% (08/09)	90% (09/10)
	NI 057b	Children and young people's participation in high-quality PE and school sport – 3 hours in a typical week	First measurement was 09/10		59% (09/10)	None set	N/A	N/A	None available	TBC (11/12)
	NI 058	Average emotional and behavioural health of looked after children aged 4-16 (score 40-0)	15.8% (08/09)	14.5% (Q3 09/10)	12.7% (09/10)	22.7% (09/10)	▲	☑	Bottom quartile (08/09)	TBC (11/12)
☑	NI 059	Initial assessments for children's social care carried out within 7 working days	82.2% (07/08)	73.6% (09/10)	78.7% (Q2 10/11)	93% (10/11)	▲	☒	Upper median quartile (08/09)	TBC (11/12)
	NI 060	Core assessments for children's social care carried out within 35 working days	85% (08/09)	82.2% (Mar 10)	74.6% (Q2 10/11)	85% (10/11)	▼	☒	Upper median quartile (08/09)	TBC (11/12)
	NI 061	Children adopted within 12 months of decision to place for adoption	75% (08/09)	70.0% (Mar 10)	70% (Q2 10/11)	89% (10/11)	◀▶	☒	Median (08/09)	TBC (11/12)
	NI 062	Looked after children with 3 or more placements during the year	12.4% (08/09)	10.2% (Mar 10)	3.2% (Q2 10/11)	11.5% (10/11)	▲	☑	Lower median quartile (08/09)	TBC (11/12)
	NI 063	Looked after children under 16 with stable placements of at least 2 years	63% (08/09)	56.0% (Mar 10)	60.8% (Q2 10/11)	65.0% (10/11)	▲	☒	Bottom quartile (08/09)	TBC (11/12)
	NI 064	Child Protection Plans lasting 2 years or more	0 (08/09)	9.9% (Mar 10)	8.5% (Q2 10/11))	6.0% (10/11)	▲	☒	Top quartile (08/09)	TBC (11/12)

LAA	Ref	Description	Past performance		Current performance		Trend	On target	Comparison(s)	Next target
			Baseline	Last	Actual	Target				
	NI 065	Children becoming subject of Child Protection Plan for a second/subsequent time during the year	20% (08/09)	15.7% (Mar 10)	13.8% (Q2 10/11)	12% (10/11)	▲	☒	Bottom quartile (08/09)	TBC (11/12)
	NI 066	Looked after children cases reviewed within required timescales	88.7% (08/09)	72.2% (Mar 10)	77.6% (Q2 10/11)	95.0% (10/11)	▲	☒	Bottom quartile (08/09)	TBC (11/12)
	NI 067	Child Protection Plans reviewed within required timescales	100% (08/09)	98% (Mar 10)	92.1% (Q2 10/11)	100% (10/11)	▼	☒	National average: 99.1% (08/09)	TBC (11/12)
	NI 068	Referrals to children's social care going on to initial assessment	74% (08/09)	77.7% (Mar 10)	73.1% (Q2 10/11)	70% (10/11)	▲	☑	National average: 63.8% (08/09)	TBC (11/12)
	NI 069	Children who have experienced bullying once or more in last four weeks (TellUs Survey)	52.8% (08/09)	52.8% (08/09)	30.2% (09/10)	None set	▲	N/A	Bottom quartile (08/09)	Deleted
	NI 070	Hospital admissions caused by unintentional and deliberate injuries to children and young people per 10,000 population	197.8 (07/08)	203.7 (Apr-Feb 10)	62.4 (Q1 10/11)	54.0 (10/11)	▲	☒	Bottom quartile (08/09)	TBC (11/12)
	NI 071	Children who have run away from home/care overnight	11 (08/09)	13 (09/10)	13 (Q2 10/11)	13 (10/11)	◀▶	☑	National average: 8.0 (Q3 09/10)	TBC (11/12)
☑	NI 072	Children achieving 78+ points across the Early Years Foundation Stage, with 6+ in Personal, Social and Emotional Development and Communication, Language and Literacy	29% (Acad. Yr 06/07)	44% (Acad. Yr 08/09)	46.8% (Acad. Yr 09/10)	45.4% (Acad. Yr 09/10)	▲	☑	Bottom quartile (08/09)	41.2% (Acad. Yr 09/10)
☑	NI 073	Pupils achieving Level 4+ in English and Maths at Key Stage 2	66.0% (Acad. Yr 06/07)	68.4% (Acad. Yr 08/09)	71.5% (Acad. Yr 09/10)	76.0% (Acad. Yr 09/10)	▲	☒	Bottom quartile (08/09)	76.0% (Acad. Yr 09/10)
☑	NI 075	Pupils achieving 5 A*-C GCSEs or equivalent (including English and Maths)	30.9% (Acad. Yr 06/07)	36.9% (Acad. Yr 08/09)	43.1% (Acad. Yr 09/10)	40.6% (Acad. Yr 09/10)	▲	☑	Bottom quartile (08/09)	40.6% (Acad. Yr 09/10)
	NI 076	Schools where fewer than 65% of pupils achieve Level 4+ in English and Maths at Key Stage 2	6 (Acad. Yr 06/07)	9 (Acad. Yr 07/08)	13 (Acad. Yr 08/09)	3 (Acad. Yr 08/09)	▼	☒	Lower median quartile (08/09)	3 (Acad. Yr 09/10)
	NI 078	Schools where fewer than 30% of pupils achieve 5 or more A*-C grades at GCSE and equivalent including English and Maths	4 (Acad. Yr 06/07)	3 (Acad. Yr 07/08)	3 (Acad. Yr 08/09)	0 (Acad. Yr 08/09)	▲	☒	Lower median quartile (08/09)	TBC

LAA	Ref	Description	Past performance		Current performance		Trend	On target	Comparison(s)	Next target
			Baseline	Last	Actual	Target				
<input checked="" type="checkbox"/>	NI 079	Young people achieving a Level 2 qualification by age 19	61.8% (Acad. Yr 06/07)	61.8% (Acad. Yr 07/08)	70.3% (Acad. Yr 08/09)	68.0% (Acad. Yr 08/09)	▲	<input checked="" type="checkbox"/>	Bottom quartile (08/09)	72.8% (Acad. Yr 09/10)
	NI 080	Young people achieving a Level 3 qualification by age 19	34.0% (Acad. Yr 06/07)	35.9% (Acad. Yr 07/08)	37.5% (Acad. Yr 08/09)	35.4% (Acad. Yr 08/09)	▲	<input checked="" type="checkbox"/>	Bottom quartile (08/09)	40.2% (Acad. Yr 09/10)
	NI 081	Gap between pupils eligible for free school meals at 15 achieving a Level 3 qualification at aged 19 and pupils ineligible achieving the same	25.5% (Acad. Yr 06/07)	21.8% (Acad. Yr 07/08)	22.0% (Acad. Yr 08/09)	None set	▲	N/A	Upper median quartile (08/09)	TBC
	NI 082	Gap between pupils eligible for free school meals at 15 achieving a Level 2 qualification at aged 19 and pupils ineligible achieving the same	20.0% (Acad. Yr 07/08)	20.0% (Acad. Yr 07/08)	23.1% (Acad. Yr 08/09)	None set	▼	N/A	Upper median quartile (08/09)	TBC
	NI 084	Pupils achieving two or more A*-C grades in Science GCSEs or equivalent	37.5% (Acad. Yr 06/07)	45.4% (Acad. Yr 07/08)	46.8% (Acad. Yr 08/09)	45.4% (Acad. Yr 08/09)	▲	<input checked="" type="checkbox"/>	Lower median quartile (08/09)	TBC
	NI 085	Pupils aged 16-18 opting for A Level Physics, chemistry and maths	155 (07/08)	155 (07/08)	187 (08/09)	None set	▲	N/A	None available	TBC
	NI 085a	Pupils aged 16-18 opting for A Level Physics	34 (07/08)	34 (07/08)	51 (08/09)	None set	▲	N/A	Bottom quartile (08/09)	TBC
	NI 085b	Pupils aged 16-18 opting for A Level Chemistry	49 (07/08)	49 (07/08)	38 (08/09)	None Set	▼	N/A	Bottom quartile (08/09)	TBC
	NI 085c	Pupils aged 16-18 opting for A Level Maths	72 (07/08)	72 (07/08)	98 (08/09)	None Set	▲	N/A	Bottom quartile (08/09)	TBC
	NI 086	Secondary schools with good or outstanding standards of behaviour	86% (2006)	78% (2008)	86% (2009)	77.8% (2009)	▲	<input checked="" type="checkbox"/>	Upper median quartile (08/09)	TBC
<input checked="" type="checkbox"/>	NI 087	Secondary school pupils who are persistent absentees (missing 20% of school year)	10.1% (Acad. Yr 06/07)	7.6% (Acad. Yr 08/09)	8.3% (Q4 09/10)	6.5% (Acad. Yr 09/10)	▼	<input type="checkbox"/>	Bottom quartile (08/09)	TBC
	NI 088	Schools providing access to full core offer of extended services	88.0% (Acad. Yr 07/08)	100% (Acad. Yr 08/09)	100% (Acad. Yr 08/09)	95.0% (Acad. Yr 08/09)	▲	<input checked="" type="checkbox"/>	Upper median quartile (08/09)	100% (Acad. Yr 09/10)
	NI 089a	Number of schools in special measures	0 (Acad. Yr 07/08)	0 (Acad. Yr 07/08)	0 (Acad. Yr 08/09)	0. (Acad. Yr 08/09)	◀▶	<input checked="" type="checkbox"/>	Top quartile (08/09)	0 (Acad. Yr 09/10)

LAA	Ref	Description	Past performance		Current performance		Trend	On target	Comparison(s)	Next target
			Baseline	Last	Actual	Target				
	NI 089b	Average time for schools under special measures to come out measures during previous academic year (months)	18 (Acad. Yr 07/08)	18 (Acad. Yr 07/08)	0 (Acad. Yr 08/09)	None Set	▲	N/A	Median (08/09)	N/A (Acad. Yr 09/10)
	NI 090	Take up of 14-19 learning diplomas	0 (Acad. Yr 07/08)	0 (Acad. Yr 07/08)	120 (Acad. Yr 08/09)	0 (Acad. Yr 08/09)	▲	<input checked="" type="checkbox"/>	None available	0 (Acad. Yr 08/09)
	NI 091	17 year-olds in education, employment or training	74.0% (Acad. Yr 06/07)	74.0% (Acad. Yr 07/08)	73.0% (Acad. Yr 08/09)	74.0% (08/09)	▼	<input type="checkbox"/>	Bottom quartile (08/09)	TBC 09/10
<input checked="" type="checkbox"/>	NI 092	Gap between the lowest achieving 20% in the Early Years Foundation Stage Profile and the rest	42.3% (Acad. Yr 06/07)	37.8% (Acad. Yr 08/09)	36.8% (Acad. Yr 09/10)	35.7% (Acad. Yr 09/10)	▲	<input type="checkbox"/>	Bottom quartile (08/09)	35.7% (Acad. Yr 09/10)
<input checked="" type="checkbox"/>	NI 093	Pupils progressing by two levels in English between Key Stages 1 and 2	88.7% (Acad. Yr 06/07)	85% (Acad. Yr 08/09)	86.6% (Acad. Yr 09/10)	93% (Acad. Yr 09/10)	▲	<input type="checkbox"/>	Bottom quartile (08/09)	93% (Acad. Yr 09/10)
<input checked="" type="checkbox"/>	NI 094	Pupils progressing by two levels in Maths between Key Stages 1 and 2	81.18% (Acad. Yr 07/08)	82% (Acad. Yr 08/09)	89.8% (Acad. Yr 09/10)	90.0% (Acad. Yr 09/10)	▲	<input type="checkbox"/>	Lower median quartile (08/09)	90% (Acad. Yr 09/10)
<input checked="" type="checkbox"/>	NI 099	Children in care reaching level 4 in English at Key Stage 2	70.6% (Acad. Yr 07/08)	70.6% (Acad. Yr 07/08)	60% (Acad. Yr 08/09)	50.0% (Acad. Yr 08/09)	▲	<input checked="" type="checkbox"/>	National average: 58.6% (06/07)	57.1% (Acad. Yr 09/10)
<input checked="" type="checkbox"/>	NI 100	Children in care reaching level 4 in Maths at Key Stage 2	52.9% (Acad. Yr 07/08)	52.9% (Acad. Yr 07/08)	50% (Acad. Yr 08/09)	50.0% (Acad. Yr 08/09)	▼	<input checked="" type="checkbox"/>	National average: 55.5% (06/07)	66.7% (Acad. Yr 09/10)
<input checked="" type="checkbox"/>	NI 101	Children in care achieving 5 A*-C GCSEs (or equivalent) at Key Stage 4 (including English and Maths)	15.8% (Acad. Yr 07/08)	15.8% (Acad. Yr 07/08)	0% (Acad. Yr 08/09)	33.3% (Acad. Yr 08/09)	▼	<input type="checkbox"/>	National average: 9.8% (08/09)	23.1% (Acad. Yr 09/10)
	NI 102a	Gap between pupils eligible for free school meals achieving Level 4+ in English and Maths at Key Stage 2 and pupils ineligible achieving the same	-24.4% (Acad. Yr 06/07)	-24.0% (Acad. Yr 07/08)	-23.8% (Acad. Yr 08/09)	None Set	▼	N/A	Lower median quartile (08/09)	TBC
	NI 102b	Gap between pupils eligible for free school meals achieving 5 A*-C GCSEs (including English and Maths) and pupils ineligible achieving the same	21.2% (Acad. Yr 06/07)	22.6% (Acad. Yr 07/08)	21.6% (Acad. Yr 08/09)	None set	▲	N/A	Top quartile (08/09)	TBC

LAA	Ref	Description	Past performance		Current performance		Trend	On target	Comparison(s)	Next target
			Baseline	Last	Actual	Target				
	NI 103a	Percentage of final statements of Special Education Needs (SEN) issued within 26 weeks excluding exception cases as a proportion of all such statements issued in the year	98% (08/09)	100% (09/10)	100% (Q1 10/11)	100% (10/11)	◀▶	<input checked="" type="checkbox"/>	None available	TBC (11/12)
	NI 103b	Percentage of final statements of SEN issued within 26 weeks as a proportion of all such statements issued in the year	93% (08/09)	98.3% (09/10)	100% (Q2 10/11)	95% (10/11)	▲	<input checked="" type="checkbox"/>	None available	TBC (11/12)
	NI 104	Gap between pupils with Special Educational Needs achieving Level 4+ in English and Maths at Key Stage 2 and their peers	54.1% (Acad. Yr 06/07)	54.8% (Acad. Yr 07/08)	55% (Acad. Yr 08/09)	None set	▼	N/A	Bottom quartile (08/09)	TBC
	NI 105	Gap between pupils with Special Educational Needs achieving 5 A*-C GCSEs (including English and Maths) and their peers	35.0% (Acad. Yr 06/07)	38.6% (Acad. Yr 08/09)	42.4% (Acad. Yr 09/10)	38.6% (Acad. Yr 09/10)	▼	<input type="checkbox"/>	Top quartile (08/09)	TBC
	NI 106	Gap between pupils eligible for free school meals at 15 progressing to higher education aged 18/19 and pupils ineligible achieving the same	18% (Acad. Yr 06/07)	18% (Acad. Yr 06/07)	21% 07/08	N/A	N/A	N/A	Upper median quartile (06/07)	TBC
	NI 107a	Pupils from black and minority ethnic groups achieving Level 4+ in English and Maths at Key Stage 2 (White)	-1.4% (07/08)	-1.4% (07/08)	-4.3% (Q2 09/10)	N/A	▼	N/A	Bottom quartile (08/09)	TBC
	NI 107g	Pupils from black and minority ethnic groups achieving Level 4+ in English and Maths at Key Stage 2 (Mixed)	18.9% (07/08)	18.9% (07/08)	3.1% (08/09)	N/A	N/A	N/A	Bottom quartile (08/09)	6% (09/10)
	NI 107h	Pupils from black and minority ethnic groups achieving level 4+ in both English and Maths at Key Stage 2	-1.5% (07/08)	-1.5% (07/08)	-0.5% (08/09)	N/A	N/A	N/A	None available	TBC
	NI 108a	Pupils from black and minority ethnic groups achieving five A*-C GCSEs (including English and Maths) (White)	0.4 (07/08)	No data available	No data available	None set	N/A	N/A	Upper median quartile (08/09)	TBC
	NI 108g	Pupils from black and minority ethnic groups achieving five A*-C GCSEs (including English and Maths) (Mixed)	-9.0 (07/08)	No data available	No data available	None set	N/A	N/A	Bottom quartile (08/09)	TBC
	NI 108l	Pupils from black and minority ethnic groups achieving five A*-C GCSEs (including English and Maths) (Asian)	-3.1% (07/08)	+10.7% (Q3 09/10)	11.9% (09/10)	3.4% (09/10)	▲	<input checked="" type="checkbox"/>	Upper median quartile (07/08)	-0.6% (09/10)
	NI 108q	Pupils from black and minority ethnic groups achieving five A*-C GCSEs (including English and Maths) (Black)	-8.6% (12)	No data available	No data available	None set	N/A	N/A	Bottom quartile (08/09)	TBC

LAA	Ref	Description	Past performance		Current performance		Trend	On target	Comparison(s)	Next target
			Baseline	Last	Actual	Target				
	NI 109	Delivery of Sure Start Children Centres	92% (12) (08/09)	92% (12) (08/09)	100% (13) (09/10)	100% (09/10)	▲	<input checked="" type="checkbox"/>	None available	100% (10/11)
	NI 110	Year 10 pupils participating in positive group activities outside of school in last four weeks (TellUs Survey)	27.5% (07/08)	54.8% (08/09)	57.9% (09/10)	None set	▲	N/A	Bottom quartile (08/09)	Deleted
<input checked="" type="checkbox"/>	NI 111	First time entrants to the Youth Justice System aged 10-17	2680 (07/08)	2390 (09/10)	518 (Q1 10/11)	665 (Q1 10/11) 2520 (09/10)	▲	<input checked="" type="checkbox"/>	Bottom quartile (08/09)	2520 (10/11)
<input checked="" type="checkbox"/>	NI 112	Change in rate of teenage conceptions per 1,000 girls aged 15-17 compared with 1998 baseline	-26% (2006)	-21.4% (2008)	-19.8% (Q2 2009)	-47% (2009)	▼	<input type="checkbox"/>	Bottom quartile (08/09)	-55% (10/11)
	NI 113a	Population aged 15-24 screened for chlamydia	2.3 (Q1 08/09)	17.1% (09/10)	8.4% (Aug 10/11)	14% (Q2 10/11) 35% (10/11)	▲	<input type="checkbox"/>	Upper median quartile (08/09)	35% (10/11)
	NI 114	Pupils permanently excluded from school	0.18% (Acad. Yr 06/07)	0.16% (Acad. Yr 08/09)	0.09% (Q1 10/11)	0.13% (Acad. Yr 09/10)	▲	<input checked="" type="checkbox"/>	Lower median quartile (08/09)	TBC
<input checked="" type="checkbox"/>	NI 115	Young people frequently misusing drugs and/or alcohol (TellUs Survey)	9.2% (08/09)	10.2% (08/09)	12.1% (09/10)	9.1% (09/10)	▼	<input type="checkbox"/>	Upper median quartile (08/09)	Deleted
<input checked="" type="checkbox"/>	NI 116	Proportion of children who live in families in receipt of out of work benefits	32.2% (Acad. Yr 07/08)	32.2% (Acad. Yr 07/08)	33.5% (Acad. Yr 08/09)	29.2% (Acad. Yr 08/09)	▼	<input type="checkbox"/>	National average: 21.6% (Acad. Yr 06/07)	Maintain the gap between Middlesbrough and the NE
<input checked="" type="checkbox"/>	NI 117	16-18 year olds not in education, employment or training (NEET)	11.1% (Jan 2007)	9.6% (Dec 2009)	17.3% (Sept 2010)	9.5% (2010)	▼	<input type="checkbox"/>	Bottom quartile (08/09)	9.5% (09/10)
	NI 118	Working families receiving childcare element of Working Tax Credit	16.1% (06/07)	17% (08/09)	17.6% (09/10)	16.1% (09/10)	▲	<input checked="" type="checkbox"/>	Lower median quartile (08/09)	16% (10/11)
	NI 147	Care leavers aged 19 in suitable accommodation	93.8% (08/09)	95.5% (09/10)	90.9% (Q2 10/11)	100% (10/11)	▼	<input type="checkbox"/>	Lower median quartile (08/09)	TBC
	NI 148	Care leavers aged 19 in education, employment or training	62.5% (08/09)	66.7% (09/10)	54.5% (Q2 10/11)	70% (10/11)	▼	<input type="checkbox"/>	Lower median quartile (08/09)	TBC
	NI 200	Applications for care and supervision orders where core assessment did not accompany the application	First measurement is 10/11				N/A	N/A	None available	TBC

LAA	Ref	Description	Past performance		Current performance		Trend	On target	Comparison(s)	Next target
			Baseline	Last	Actual	Target				
<input checked="" type="checkbox"/>	L1	Learners completing a full apprenticeship framework	425 (07/08)	552 (08/09)	Not yet available	530 (09/10)	N/A	N/A	None available	565 (10/11)

Promoting adult health and well-being

LAA	Ref	Description	Past performance		Current performance		Trend	On target	Comparison(s)	Next target
			Baseline	Last	Actual	Target				
<input checked="" type="checkbox"/>	NI 008	Adults participating in sport and active recreation 30 minutes/3 days per week (Active People Survey)	20.68% (08/09)	20.68% (08/09)	19.7% (09/10)	22.0% (09/10)	▼	<input checked="" type="checkbox"/>	Lower median quartile (08/09)	23.3% (10/11)
<input checked="" type="checkbox"/>	NI 039	Alcohol related hospital admissions per 100,000 population	2427 (06/07)	2973 (09/10)	1138 (July 10)	1120 July 10 (332610/11)	▼	<input checked="" type="checkbox"/>	Bottom quartile (08/09)	TBC
	NI 040	Change in numbers from the baseline year 2007/08 for Drug users recorded as being in effective treatment	1211 (07/08)	212 (Actual 1423) (08/09)	150 (Actual 1361) (09/10)	114 (Actual 1325) (09/10)	▲	<input checked="" type="checkbox"/>	Top quartile (08/09)	260 (Actual 1417) (10/11)
	NI 119	People who rated their health and wellbeing as good (Place Survey)	First measurement was 08/09		72.4% (08/09)	None set	N/A	N/A	Bottom quartile (08/09)	Survey postponed
	NI 120	Deaths from all causes per 100,000 population	725.5 (2007)	693.93 (2008)	693.93 (2008)	1366 (2008)	▲	<input checked="" type="checkbox"/>	Bottom quartile (08/09)	1276 (10/11)
	NI 120a	Deaths from all causes per 100,000 population (females)	628.08 (2007)	603.49 (2008)	564 (Q1 2009)	524 (09/10)	▲	<input checked="" type="checkbox"/>	Bottom quartile (08/09)	TBC
	NI 120b	Deaths from all causes per 100,000 population (males)	837.83 (2007)	789.23 (2008)	811 (Q1 2009)	752 (09/10)	▲	<input checked="" type="checkbox"/>	Bottom quartile (08/09)	TBC
<input checked="" type="checkbox"/>	NI 121	Deaths from all circulatory diseases at ages under 75 per 100,000 population	101.43 (2006)	109.64 (2007)	76.32 (2008)	91.18 (2008)	▲	<input checked="" type="checkbox"/>	Lower median quartile (08/09)	87.33 (2009)
<input checked="" type="checkbox"/>	NI 121a	Deaths from all circulatory diseases at ages under 75 per 100,000 population (females)	69.45 (2006)	75.51 (2007)	45.43 (2008)	None set	▲	N/A	Lower median quartile (08/09)	TBC
<input checked="" type="checkbox"/>	NI 121b	Deaths from all circulatory diseases at ages under 75 per 100,000 population (males)	135.81 (2006)	146.32 (2007)	108.99 (2008)	None set	▲	N/A	Lower median quartile (08/09)	TBC
	NI 122	Deaths from all cancers at ages under 75 per 100,000 population	153.53 (2006)	154.24 (2007)	139.6 (2008)	128 (2008)	▲	<input checked="" type="checkbox"/>	Bottom quartile (08/09)	126.3 (2010)
	NI 122a	Deaths from all cancers at ages under 75 per 100,000 population (females)	124.13 (2006)	143.89 (2007)	121.13 (2008)	None set	▲	N/A	Bottom quartile (08/09)	TBC
	NI 122b	Deaths from all cancers at ages under 75 per 100,000 population (males)	187.2 (2006)	165.99 (2007)	159.98 (2008)	None set	▲	N/A	Bottom quartile (08/09)	TBC

LAA	Ref	Description	Past performance		Current performance		Trend	On target	Comparison(s)	Next target
			Baseline	Last	Actual	Target				
<input checked="" type="checkbox"/>	NI 123	Self-reported 4-week smoking quitters per 100,000 population	1450 (06/07)	1356 (Mar. 10)	322 Q2 10/11)	340 Q2 1300 (10/11)	▲	<input checked="" type="checkbox"/>	Top quartile (08/09)	TBC
<input checked="" type="checkbox"/>	NI 124	People with a long-term condition who consider themselves to have enough support from local services (PCT patient survey)	75% (07/08)	75% (07/08)	86% (09/10)	76% (09/10)	▲	<input checked="" type="checkbox"/>	Lower median quartile (08/09)	77% (10/11)
	NI 125	People aged 65+ discharged from hospital for intermediate care/rehabilitation still living at home after three months	71.8% (08/09)	79.4% (09/10)	81.4% (Q1 10/11)	78% (09/10)	▲	<input checked="" type="checkbox"/>	Bottom quartile (08/09)	78% (10/11)
	NI 126	Women receiving services provided in the area who have seen a midwife or a maternity healthcare professional, for health and social care assessment of needs, risks and choices by 12 completed weeks of pregnancy	First measurement 09/10		96.4% (Q3 09/10)	80% (09/10)	▼	<input checked="" type="checkbox"/>	None available	90% (10/11)
	NI 127	Self reported experience of social care users	First measurement 09/10		68.4% (09/10)	None set	N/A	N/A	None available	75% (10/11)
	NI 128	User reported measure of respect and dignity in their treatment	First measurement 09/10		90.6% (09/10)	None set	N/A	N/A	None available	Deleted 2010/11)
	NI 129	Deaths occurring at home (domestic)	20 (2006)	22.3 (2007)	22.0% (2008)	None set	▼	N/A	Top quartile (08/09)	TBC (2010)
	NI 130	Social Care clients receiving Self Directed Support	312.3 / 100,000 (07/08)	7.2% (09/10)	9.3% (Q2 10/11)	30% (10/11)	▲	<input checked="" type="checkbox"/>	Top quartile (08/09)	TBC (11/12)
	NI 131	Average weekly rate of delayed transfers of care from NHS hospitals per 100,000 population	5.4 (07/08)	11.09 (09/10)	8.4 (Q1 10/11)	15.0 (10/11)	▲	<input checked="" type="checkbox"/>	Top quartile (08/09)	TBC
	NI 132	Adult social care assessments completed within 28 calendar days	78.9% (06/07)	84.5% (09/10)	87.1% (Q2 10/11)	85.0% (10/11)	▼	<input checked="" type="checkbox"/>	National Average 81.3% (09/10)	Deleted but retained locally 86%
	NI 133	Adult social care packages delivered within four weeks of assessment	90.1% (07/08)	90.8% (09/10)	95.7% (Q2 10/11)	92.0% (10/11)	▼	<input checked="" type="checkbox"/>	Upper median quartile (08/09)	Deleted but retained locally 92.5%
	NI 134	Emergency bed days (all ages)	99200 (06/07)	94472 (07/08)	78407 (Feb 09/10)	105410 (09/10)	▲	<input checked="" type="checkbox"/>	Bottom quartile (08/09)	TBC

LAA	Ref	Description	Past performance		Current performance		Trend	On target	Comparison(s)	Next target
			Baseline	Last	Actual	Target				
	NI 135	Carers receiving needs assessment or review and a specific carer's service, or advice and information as a percentage of people receiving community based services	25.4% (07/08)	29.8% (09/10)	5.9% (Q2 10/11)	30% (10/11)	▲	☒	Top quartile (08/09)	35% (11/12)
	NI 136	Adults supported to live independently through social services per 100,000 population	3823.08 (07/08)	4300 (09/10)	4118.23 (Q2 10/11)	4300 (10/11)	▼	☒	Top quartile (08/09)	Deleted 2010/11
	NI 137	Years of life expectancy spent in self-reported good health after age 65	11.1 Census (00/01)	11.1 Census (00/01)	Available Census (10/11)	None set	N/A	N/A	Bottom quartile (00/01)	TBC
	NI 138	People aged over 65 satisfied with both home and neighbourhood (Place Survey)	First measurement was 08/09		83.3% (08/09)	None set	N/A	N/A	Median (08/09)	Survey postponed
	NI 139	People who agree that older people receive the support they need to live independently at home (Place Survey)	First measurement was 08/09		36.3% (08/09)	None set	N/A	N/A	Top quartile (08/09)	Survey postponed
	NI 141	Vulnerable people moving from supported accommodation in a planned way to independent living	45.92 (08/09)	63.74% (09/10)	66.00% (Q2 10/11)	65.0% (10/11)	▲	☑	Bottom quartile (08/09)	67% (10/11)
	NI 142	Vulnerable people supported to maintain independent living	98.97 (08/09)	98.1% (09/10)	97.21% (Q2 10/11)	99.00% (10/11)	▼	☒	Lower median quartile (08/09)	TBC
	NI 145	Adult clients with learning disabilities in settled accommodation	69.5% (08/09)	59.2% (09/10)	50.1% (Q2 10/11)	70.5% (10/11)	▲	☒	Median (08/09)	72% (10/11)
☑	NI 146	Adult clients with learning disabilities in employment	7.5% (08/09)	9.0% (09/10)	8.9% (Q2 10/11)	10.5% (10/11)	▲	☒	Upper median quartile (08/09)	TBC
☑	NI 149	Adults receiving secondary mental health services in settled accommodation	83% (07/08)	53.8% (08/09)	85.3% (09/10)	84.0% (09/10)	▲	☑	Upper median quartile (08/09)	84% (10/11)
☑	NI 150	Adults receiving secondary mental health services in employment	6.0% (08/09)	5.5% (09/10)	5.4% (Q1 09/10)	None set	▼	N/A	None available	TBC
☑	L2	Waiting time for major adaptations to accommodation (weeks)	27 weeks	12 weeks (09/10)	9 weeks (Q1 10/11)	23.1 weeks (10/11)	▼	☑	None available	23.1 weeks (10/11)
☑	L4	Additional extra care housing	Identified site, funding and partners	Identified site, funding and partners	Meetings with developers	Procurement and Design	N/A	N/A	None available	15 add. homes (10/11)
	BV 56	Items of equipment delivered in seven days	78.3% (05/06)	94.5% (09/10)	95.0% (Q1 10/11)	92.5% (10/11)	▲	☑	None available	93% (10/11)

Enhancing the local economy

LAA	Ref	Description	Past performance		Current performance		Trend	On target	Comparison(s)	Next target
			Baseline	Last	Actual	Target				
	NI 047	Annual change in average number of people killed or seriously injured in road traffic accidents	8.1% (05-07)	8.1% (05-07)	9.4% reduction (06-08)	4.8% (06-08)	▲	<input checked="" type="checkbox"/>	Top quartile (2008)	9.3% (10/11)
	NI 048	Annual change in average number of children under 16 killed or seriously injured in road traffic accidents	25% (05-07)	25% (05-07)	3.3% (06-08)	4.1% (06-08)	N/A	<input type="checkbox"/>	Lower median quartile (08/09)	TBC
	NI 151	Overall employment rate (working age)	67.2% (Oct 06 – Sept 07)	64.5% (Oct 08 to Sept 09)	64.0% Gap 4.3% (Jan 09 to March 09)	Reduce gap to NE av. to 5% (Oct 09/Sep 10)	▼	<input checked="" type="checkbox"/>	Bottom quartile (08/09)	TBC
	NI 152	Working age people on out of work benefits	20.8% (Four quarter av. Q1 07)	21.3% (Four quarter av. May 09)	22.2% Gap 4.6% Four quarter av. Nov 09)	Reduce gap to NE av. to 3.4% (Aug 09/May10)	▼	<input type="checkbox"/>	Bottom quartile (08/09)	TBC
<input checked="" type="checkbox"/>	NI 153	Working age people on out of work benefits in the worst performing neighbourhoods	33.5% (Four quarters May 07)	34.4% (Four quarters av. May 09)	35.7% (Four quarters av. Feb 10)	28.5% (May 10)	▼	<input type="checkbox"/>	Bottom quartile (08/09)	TBC (11/12)
<input checked="" type="checkbox"/>	NI 154	Net additional homes provided in year	362 (07/08)	56 (09/10) 47 cml.	145 (Q2 10/11)	179 (10/11)	▲	<input checked="" type="checkbox"/>	Bottom quartile (08/09)	TBC (11/12)
	NI 155	Affordable homes delivered (gross)	110 (08/09)	182 (09/10)	110 (Q2 10/11)	170 (10/11)	▲	<input checked="" type="checkbox"/>	Lower median quartile (08/09)	TBC (11/12)
	NI 156	Number of households living in temporary accommodation in the final quarter of the year (snapshot)	6 (Q4 08/09)	2 (09/10)	13 (Q2 10/11)	18 (10/11)	▼	<input checked="" type="checkbox"/>	Top quartile (08/09)	TBC (11/12)
	NI 157a	Major planning applications determined within 13 weeks	100% (08/09)	86.00% (09/10)	77.77% (Q2 10/11)	86.5% (10/11)	▼	<input type="checkbox"/>	Top quartile (08/09)	TBC (11/12)
	NI 157b	Minor planning applications determined within eight weeks	95.9% (08/09)	88.20% (09/10)	89.65% (Q2 10/11)	85% (10/11)	▲	<input checked="" type="checkbox"/>	Top quartile (08/09)	TBC (11/12)
	NI 157c	Other planning applications determined within eight weeks	90.86% (08/09)	93.71% (09/10)	95.83% (Q2 10/11)	93% (10/11)	▲	<input checked="" type="checkbox"/>	Top quartile (08/09)	TBC (11/12)

LAA	Ref	Description	Past performance		Current performance		Trend	On target	Comparison(s)	Next target
			Baseline	Last	Actual	Target				
	NI 159	Supply of ready to develop housing sites	116 (08/09)	52.9% (09/10)	52.9% (Q2 10/11)	55.5% (10/11)	◀▶	<input type="checkbox"/>	Maximum level	TBC (11/12)
	NI 161	Level 1 qualifications in literacy (including ESOL) achieved	836 (06/07)	896 (07/08)	1315 (08/09)	None set	▲	N/A	Lower median quartile (08/09)	TBC
	NI 162	Entry Level qualifications in numeracy achieved	288 (06/07)	237 (07/08)	388 (08/09)	None set	▲	N/A	Lower median quartile (08/09)	TBC
<input checked="" type="checkbox"/>	NI 163	Working population aged 19+ qualified to Level 2 or above	67.8% (2006)	66.0 (2008)	65.8% (2009)	74.5% (09/10)	▼	<input type="checkbox"/>	Lower median quartile (08/09)	79.0% (2010)
	NI 164	Working population aged 19+ qualified to Level 3 or above	44.8% (2008)	44.8% (2008)	43.5% (2009)	None set	▼	N/A	Lower median quartile (08/09)	TBC
	NI 165	Working population aged 19+ qualified to Level 4 or above	20.9% (2008)	20.9% (2008)	22.4% (2009)	None set	▲	N/A	Bottom quartile (08/09)	TBC
	NI 166	Median earnings of employees in the area	£412.3 (08/09)	£412.3 (08/09)	£448.40 (09/10) Gap £12.20	Reduce gap from NE av. to £5.50 (09/10)	▲	<input type="checkbox"/>	Bottom quartile (08/09)	Reduce gap to NE av. to £5.00 (10/11)
	NI 167	Congestion – average journey time per mile during the morning peak	First measurement 09/10		2009 data available in July 2010	None set	N/A	N/A	None available	TBC
	NI 168	Principal roads where maintenance should be considered	4% (07/08)	1% (08/09)	1% (09/10)	1% (09/10)	▲	<input type="checkbox"/>	Top quartile (08/09)	1% (10/11)
	NI 169	Non-principal classified roads where maintenance should be considered	6% (07/08)	2% (08/09)	2% (09/10)	2% (09/10)	▲	<input type="checkbox"/>	Top quartile (08/09)	2% (10/11)
	NI 170	Previously developed land vacant or derelict for more than five years	0.78% (2008)	N/A	0.82% (2009)	None set	▲	N/A	Lower median quartile (08/09)	Deleted
<input checked="" type="checkbox"/>	NI 171	New business registrations per 10,000 population aged 16 and above	31.1 (02-07)	N/A	33.3 (2008)	31.6 (2009)	▲	<input type="checkbox"/>	Bottom quartile (08/09)	32.1 (2009)
	NI 172	Small businesses showing year-on-year employment growth	17.5% (2007)	16.2% (2008)	1.2% (Q1 09/10)	Maintain gap to NE figure at 0% (2009)	▼	<input type="checkbox"/>	Top quartile (08/09)	TBC
	NI 173	Incapacity benefits claimants moving from employment to IB in last four quarters	0.8% (2007)	0.9% (Sept. 08)	0.0% (Q1 2009)	Maintain gap to NE average 0% (2009)	▲	<input type="checkbox"/>	Bottom quartile (08/09)	TBC
	NI 174	Employers reporting skills gaps in their current workforce	22.0% (2007)	22.0% (2007)	23% (2009)	None set	▼	N/A	Bottom quartile (08/09)	Deleted

LAA	Ref	Description	Past performance		Current performance		Trend	On target	Comparison(s)	Next target
			Baseline	Last	Actual	Target				
	NI 175	Access to services and facilities by public transport, walking and cycling	First measurement 09/10		51% in 30m 99% in 60 m (09/10)	61% in 30m 100% in 60m (09/10)	N/A	<input checked="" type="checkbox"/>	None available	61% (10/11)
	NI 176	People aged 16-74 years with access to employment centres by public transport (and other specified modes)	87.05% (07/08)	80.0% (08/09)	80.0% (09/10)	None set	▼	N/A	Lower median quartile (08/09)	TBC
<input checked="" type="checkbox"/>	NI 177	Local bus passenger journeys originating in the authority area	10.386m (07/08)	10,631,722 (08/09)	9,820,299 09/10)	10,170,000 (09/10)	▼	<input checked="" type="checkbox"/>	None available	10,062,000 (10/11)
	NI 178i	Bus Services Running on time: Percentage of non-frequent services on time	75% (08/09)	75% (08/09)	76% (09/10)	75% (09/10)	▲	<input checked="" type="checkbox"/>	None available	TBC
	NI 178ii	Bus Services Running on time: Excess waiting time of frequent services (number of minutes)	1.57 (08/09)	1.57 (08/09)	2.13 (09/10)	None set	▼	<input checked="" type="checkbox"/>	None available	TBC
	NI 182	Satisfaction of businesses with local authority regulation services	Not previously measured	85% (09/10)	88.9% (Q2 10/11)	83% (10/11)	▲	<input checked="" type="checkbox"/>	National Average: 1.78 (08/09)	TBC
	NI 183	Impact of local authority regulatory services on the fair trading environment	Not previously measured	3.03 (08/09)	2.87 (09/10)	3.03 (09/10)	▲	<input checked="" type="checkbox"/>	National Average: 79% (08/09)	Deleted
	NI 184	Food establishments in the area which are broadly compliant with food hygiene law	Not previously measured	93% (Q2 09/10)	96% (09/10)	91.1% (09/10)	◀▶	<input checked="" type="checkbox"/>	None available	Deleted
<input checked="" type="checkbox"/>	NI 187a	People receiving income based benefits living in homes with a low energy efficiency rating (SAP<35)	7% (08/09)	7% (08/09)	7% (09/10)	6.0% (09/10)	▼	<input checked="" type="checkbox"/>	Upper median quartile (08/09)	5% (10/11)
<input checked="" type="checkbox"/>	NI 187b	People receiving income based benefits living in homes with a high energy efficiency rating (SAP>65)	40% (08/09)	40% (08/09)	36% (09/10)	41.0% (09/10)	▼	<input checked="" type="checkbox"/>	Top quartile (08/09)	42% (10/11)
	NI 190	Achievement in meeting standards for the control system for animal health	First measurement 09/10		Level 2 (09/10)	Level 2 (09/10)	N/A	<input checked="" type="checkbox"/>	None available	Level 2 (10/11)
	NI 198a	Children traveling to school – mode of transport usually used. 5-10 years (car)	24.1% (08/09)	24.1% (08/09)	28.9% (09/10)	23.3% (09/10)	▼	<input checked="" type="checkbox"/>	None available	TBC
	NI 198b	Children traveling to school – mode of transport usually used. 5-10 years 11-16 years (car)	20.6% (08/09)	20.6% (08/09)	20.7% (09/10)	None set (09/10)	▼	N/A	None available	TBC
<input checked="" type="checkbox"/>	L3	Local residents who think Middlesbrough is improving (Biennial Neighbourhood Survey)	72 % (2007)	72 % (2007)	74% (2009)	74% (2009)	▲	<input checked="" type="checkbox"/>	None available	N/A

Securing environmental sustainability

LAA	Ref	Description	Past performance		Current performance		Trend	On target	Comparison(s)	Next target
			Baseline	Last	Actual	Target				
	NI 185	CO ² reduction from Local Authority operations	32775 (08/09)	32775 (08/09)	-2.0% (09/10)	-1.5% pa (09/10)	N/A	N/A	None available	-1.5% (10/11)
	NI 186	Per capita reduction in CO ² emissions in the area	First measurement 09/10		-6.4% (09/10)	-1% (09/10)	▲	☑	Lower median quartile (08/09)	-2% (10/11)
☑	NI 188	Level of preparedness for climate change (Level 0-4)	Level 0 (07/08)	Level 2 (08/09)	Level 3 (09/10)	Level 3 (09/10)	▲	☑	Top quartile (08/09)	Level 4 (10/11)
	NI 189	Actions to implement flood and coastal erosion risk management plans undertaken satisfactorily	100% (08/09)	100% (08/09)	100% (09/10)	100% (09/10)	◀▶	☑	Top quartile (08/09)	100% (10/11)
☑	NI 191	Residual household waste collected per household	900kg (07/08)	794kg (09/10)	424kg (Q2 10/11)	395kg (Q2 10/11) 790kg (10/11)	▼	☒	Bottom quartile (08/09)	TBC (11/12)
☑	NI 192	Household waste sent for reuse, recycling, composting or anaerobic digestion	15.5% (07/08)	22.9% (09/10)	25.6% (Q2 10/11)	26% (10/11)	▲	☒	Bottom quartile (08/09)	TBC (11/12)
	NI 193	Municipal waste landfilled	17.35 (07/08)	15.6% (09/10)	19.82% (Q2 10/11)	10% (10/11)	▼	☒	Top quartile (08/09)	TBC (11/12)
	NI 194	Reduction in Nox and primary PM10 emissions through local authority's estate and operations.	First measurement 09/10		Data available July	None set	N/A	N/A	None available	-1.5% (10/11)
☑	NI 195a	Land and highways with litter below an acceptable level	7% (08/09)	5% (09/10)	9% (Q1 10/11)	6.0% (10/11)	▼	☒	Lower median quartile (08/09)	TBC (11/12)
	NI 195b	Land and highways with detritus below an acceptable level	4% (08/09)	1% (09/10)	3% (Q1 10/11)	6.0% (10/11)	▲	☑	Top quartile (08/09)	TBC (11/12)
☑	NI 195c	Land and highways with graffiti below an acceptable level	2 (08/09)	1% (09/10)	1% (Q1 10/11)	4.0% (10/11)	▲	☑	Median (08/09)	TBC (11/12)
	NI 195d	Land and highways with fly-posting below an acceptable level	0 (08/09)	0% (09/10)	0% (Q1 10/11)	0% (10/11)	◀▶	☑	Top quartile (08/09)	TBC (11/12)
	NI 196	Fly-tipping incidents and enforcements (Level 4-1)	2 (08/09)	1 (09/10)	3 (Q2 10/11)	1 (10/11)	▼	☒	Top quartile (08/09)	Level 1 (10/11)

LAA	Ref	Description	Past performance		Current performance		Trend	On target	Comparison(s)	Next target
			Baseline	Last	Actual	Target				
	NI 197	Local Sites where positive conservation management underway	35% (08/09)	35% (09/10)	35% (Q2 10/11)	45% (10/11)	◀▶	☒	Upper median quartile (08/09)	45% (09/10)
	NI 199	Children and young people satisfied with parks and play areas (TellUs Survey)	41% (08/09)	41% (08/09)	46.3% (09/10)	None set	▲	N/A	Lower median quartile (08/09)	Deleted
☑	L5	Local residents satisfied with parks and open spaces (Place Survey)	First measured 08/09		73% (08/09)	N/A	N/A	N/A	None available	80% (2010)

Fit for purpose

LAA	Ref	Description	Past performance		Current performance		Trend	On target	Comparison(s)	Next target
			Baseline	Last	Actual	Target				
	NI 014	Proportion of the Council's customer contacts that was avoidable	12.3% (08/09)	12.3% (08/09)	11.2% (09/10)	12.3% (09/10)	▲	<input checked="" type="checkbox"/>	Top quartile (08/09)	Deleted
	NI 140	Fair treatment by local services (Place Survey)	N/A	N/A	45.92 (08/09)	59% (08/09)	N/A	<input type="checkbox"/>	Upper median quartile (08/09)	Deleted
	NI 179	Value for money – total net value of ongoing cash-releasing value for money gains that have impacted since the start of the 2008/09 financial year (cumulative total, £000s)	9,025 (08/09)	17,040 (09/10)	26.957 (e) (Oct 10/11)	18.414 (10/11)	▲	<input checked="" type="checkbox"/>	Top quartile (08/09)	Deleted
	NI 180	Number of changes in circumstance which affect customers' HB/CTB entitlement within the year per 1,000 caseload	1372.6 (08/09)	1568 (Apr-Nov 09/10)	2402.5 (09/10)	2003 (09/10)	▲	<input checked="" type="checkbox"/>	Top quartile (08/09)	Deleted
	NI 181	Days taken to process Housing Benefit/Council Tax Benefit new claims and change events	11.07 (08/09)	9.7 (09/10)	13.98 (Q2 10/11)	13.5 (10/11)	▲	<input type="checkbox"/>	National average: 14.2 (Q2 09/10)	TBC (11/12)
	BV 009	Council Tax collected in year	95.1% (08/09)	29.67% (Q1 10/11)	57.06% (Q2 10/11)	57.21% (Q2) 98.0% (09/10)	▲	<input type="checkbox"/>	None available	96.0% (10/11)
	BV 010	Business Rates collected in year	98.3% (08/09)	34.78% (Q1 10/11)	63.21% (Q2 10/11)	99.0% (10/11)	▲	<input checked="" type="checkbox"/>	None available	TBC (11/12)
	BV 011a	Top 5% of earners that are women	52.92% (08/09)	52.23% (Q1 10/11)	53.25% (Q2 10/11)	53.50% (10/11)	▲	<input type="checkbox"/>	None available	TBC (11/12)
	BV 011b	Top 5% of earners from BME communities	1.6% (08/09)	0.79% (Q110/11)	0.80% (Q210/11)	1.60% (10/11)	▲	<input type="checkbox"/>	None available	TBC (11/12)
	BV 011c	Top 5% of earners that are disabled	3.3% (08/09)	3.76% (Q110/11)	3.16% (Q210/11)	4.5% (10/11)	▼	<input type="checkbox"/>	None available	TBC (11/12)
	BV 012	Average days sickness absence per employee	9.3 days (08/09)	1.75 (Q1 10/11)	3.26 (Q2 10/11)	4.60 Q2 9.3 days (10/11)	▼	<input checked="" type="checkbox"/>	None available	TBC (11/12)
	BV 016a	Employees with a disability	2.6% (08/09)	2.83% (Q1 10/11)	2.76% (Q2 10/11)	2.7% (10/11)	▼	<input checked="" type="checkbox"/>	None available	TBC (11/12)

LAA	Ref	Description	Past performance		Current performance		Trend	On target	Comparison(s)	Next target
			Baseline	Last	Actual	Target				
	BV 017a	Employees from BME communities	2.7% (08/09)	2.98% (Q1 10/11)	3.05% (Q2 10/11)	2.95% (10/11)	▲	<input checked="" type="checkbox"/>	None available	TBC (11/12)
	BV 156	Council buildings accessible and suitable for disabled people	61.1% (08/09)	68.05% (Q1 10/11)	68.05% (Q2 10/11)	70% (10/11)	◀▶	<input checked="" type="checkbox"/>	None available	TBC (11/12)
	BV 78a	Number of days for processing new housing/council tax benefits claims.	20.7 days (08/09)	24.2 days (Q110/11)	20.5 days (Q210/11)	26 days (10/11)	▲	<input checked="" type="checkbox"/>	None available	TBC (11/12)
	BV 78b	Number of days for processing notification of changes of circumstances.	8.7 days (08/09)	14.20 days (Q1 10/11)	12.52 days (Q2 10/11)	13 days (10/11)	▲	<input checked="" type="checkbox"/>	None available	TBC (11/12)
	BV 79a	Cases for which the calculation of the amount of benefit due was correct on the basis of information available.	109 points (08/09)	121 Points (Q1 10/11)	143 Points (Q2 10/11)	120 points (10/11)	▼	<input type="checkbox"/>	None available	TBC (11/12)
	KPI BP19	Percentage of recoverable overpayments for Housing Benefits and Council Tax	Not previously measured	35.84% (Q1 10/11)	35.84% (Q2 10/11)	32% (10/11)	◀▶	<input checked="" type="checkbox"/>	None available	TBC (11/12)
	Local Target	Proportion of invoices paid within 20 days.	Not previously measured	85.10% (Q1 10/11)	88.7% (Q2 10/11)	None set	▲	N/A	None available	TBC (11/12)
	BV 174	Racial incidents recorded by the Council per 100,000 population	123.0 (08/09)	128.7 (09/10)	128.7 (09/10)	None set	N/A	N/A	None available	TBC (11/12)
	BV 175	Racial incidents reported to the Council resulting in further action	100% (08/09)	100% (09/10)	100% (09/10)	100% (10/11)	◀▶	<input checked="" type="checkbox"/>	None available	TBC (11/12)

COUNCIL'S PLANNED IMPROVEMENT ACTIONS QUARTER TWO 2010/11



Creating stronger communities



Empower local people to have a greater voice and influence over local decision-making and a greater role in public service delivery.

Action Code	Action Title	On target?	Expected Outcome	Due Date	Latest Note
RG01	Facilitate and support a varied range of 300 local formal consultation/engagement forums		Action on target	31 Mar 2011	118 local consultation opportunities have been undertaken in Q2. 248 in total during 2010/11.
RG02	Facilitate 35 townwide opportunities for involvement in practical projects		Action Achieved	31 Mar 2011	29 practical projects took place across the town this quarter. 50 in total in 2010/11. Target achieved.

Ensure that Middlesbrough is a cohesive and harmonious community where people from different backgrounds get on well together.

Action Code	Action Title	On target?	Expected Outcome	Due Date	Latest Note
RG04	Facilitate 30 projects/events/initiatives		Action Achieved	31 Mar 2011	28 projects were carried out over this quarter to bring people together from different backgrounds. 53 in total during 2010/11. Target achieved
RG05	Implement the Middlesbrough Community Cohesion Action Plan		Action on target	31 Mar 2011	A report was taken to the SCG in July and the LSP in August to agree both the structure and revised Terms of Reference of the MCP. The first meeting of the revised MCP Steering Group took place in September, and the revised Action Plan was tabled. The next meeting is planned for end of October and a wider Community event for early November at which it is hoped that the wider diversity stakeholder membership will be identified as well as the Action Plan consulted upon.
RG06	Facilitate 60 townwide events/activities		Action Achieved	31 Mar 2011	24 activities were carried out in this quarter. 63 in total during 2010/11. Target achieved.
SMP	Prevent Action Plan		Action on target	31 Mar 2011	The Prevent Action Plan is making good progress with the majority of initiatives either completed or plans in place to deliver action later in the year. However new guidance and direction will be released on the prevent agenda in January.




Improve the quality of life for people in disadvantaged communities, with service providers being more responsive to diverse needs.

Action Code	Action Title	On target?	Expected Outcome	Due Date	Latest Note
EN01	Money Skills: Deliver a programme providing financial skills to vulnerable groups, with one course provided per quarter		Action on target	31 Mar 2011	Two SureStart events undertaken on 14th and 19th July bringing aggregate back on target. Q3 dates for 6 further events already diaried (3x sessions with yr 11 pupils at Trinity Catholic College, 2x SureStart events and 1x Princes Trust group) which will put the action well ahead of schedule.
EN02	Actively encourage community engagement and increase resident involvement in their local area		Action on target	31 Mar 2011	<p>Back Alley makeovers April 2010 15th Wake Street/Hovingham Street, North Ormesby/ 16th Surrey Street/ Essex Street, Gresham/ 16th Essex Street/Harford Street, Gresham June 2010 4th Acton Street/Woodlands Road, University ward/ 16th Byelands Street/Lothian Road July 2010 12th Chester Street/Oxford Street, Gresham/ 16th Hovingham Street/Maltby Street, North Ormesby/ 22nd Kildare Street/Surrey Street (top/middle), Gresham/ 28th Clarendon Road/Thistle Street/Fern Street.</p> <p>Operation Cleansweep to be delivered in Gresham 4th/8th October 2010. A full programme of events has been organised working with partner agencies including Police, Fire Brigade, Trading Standards, Selective Licensing, Environmental Crimes Unit, BAIT team, Street Wardens, Road Safety Team and Neighbourhood Management, the purpose of the operation is to address community issues and reduce perceptions of ASB. A before and after survey will be carried out and results of perception rates will be analysed.</p> <p>Metz Bridge Planning application granted on 13th August. Building works went out to tender 6th September 2010. The civil works go out to tender on the 1st October 2010. The Grant Agreement has been perused by legal. Awaiting final draft of grant agreement from Homes and Community Agency for signature of nominated Senior Officer.</p> <p>Community Councils 85% of Community Council Reps have now attended their first Community Council meeting. The majority of reps are working towards establishing local priorities with some getting further than others. Progression is being monitored at a departmental level and reported regularly to DMT. Each Community Council Representative has been provided with an individual financial code for use when spending the 3K financial allocation. To date no spend has been identified against any code. Community Council Tile updated regularly with all reps having access to it.</p>
RG03	In consultation with residents and services refresh Neighbourhood Action Plans		Action on target	31 Mar 2011	Consultation ongoing and on target to meet deadline.

Promote regeneration through culture, arts and learning by means of cultural activities that contribute to the quality of life and wellbeing of individuals and communities.



Action Code	Action Title	On target?	Expected Outcome	Due Date	Latest Note
RG08	Achieve a total attendance figure of 580,000 at Museums, mima and Cultural activities, events and programmes		Action on target	31 Mar 2011	: Combined total for Museums, Galleries and Cultural Events at Q2: 477,346. This equates to 82% of the target.
RG09	Achieve 65% funding leverage against Culture and Tourism budgets		Action on target	31 Mar 2011	WNF Creative Opportunities and Events Town Centre event programme = £200,000; Middlesbrough Mela = £37,990; Sage Gateshead = £2000. 22% achieved in Q2; 41% achieved in total
RG10	Maintain library visitor numbers at 648,000		Missing target	31 Mar 2011	Visits for Q2 were 165,850 this is a 13.5% increase on the last quarter, but a 4.5% decrease on the same period last year. For the same period the service had 4,910 virtual transactions (56% increase) such as reservations, renewals and online joining which has a direct impact on actual visitor numbers.
RG11	Achieve 86% overall satisfaction with services in the Children's PLUS survey		Action on target	31 Mar 2011	Preparations in place to conduct the survey in September 2010.
RG12	Introduce a new interpretation system for the Nelson Room, Dorman Museum		Action on target	31 Mar 2011	Still on target.
RG13	Provide a placement for a BME curatorial fellow throughout 2010/11		Action on target	31 Mar 2011	Still on target.

Support the development of an increasingly robust, optimistic and effective Voluntary and Community Sector.



Action Code	Action Title	On target?	Expected Outcome	Due Date	Latest Note
CF01	Develop a volunteering strategy and action plan to increase the number of people volunteering in the community.		Action on target	31 Mar 2011	Draft volunteering strategy and action plan developed. To be considered by the Middlesbrough Partnership in September.
CF02	Incorporate the implementation of the Middlesbrough Compact into the action plan for developing a thriving third sector.		Action on target	31 Mar 2011	Draft action plan developed and waiting for Middlesbrough Partnership and Middlesbrough Council endorsement.
RG07	Recruit 50 new volunteers to Community activity		Action on target	31 Mar 2011	Final total not available yet, to be reported on at Q3.

Creating Safer Communities

Divert young people away from crime and Antisocial Behaviour (ASB) and reduce the vulnerability of young people to prevent them becoming victims of crime.

Action Code	Action Title	On target?	Expected Outcome	Due Date	Latest Note
EN03	Reduce perceptions of antisocial behaviour in line with NI 17. Target to achieve a reduction of 2% in line with the national target of 25% (currently 26.9%)		Action Achieved	30 Jun 2010	Although the majority of work had been undertaken for this action due to new government legislation this action has now been deleted.
EN04	Increase joint working with Trading Standards and Licensing to address alcohol related antisocial behaviour in hot spot locations.		Action on target	31 Mar 2011	Joint working with Trading Standards and Licensing continues, with 6 referrals being made for test purchasing operations within the last quarter. The Neighbourhood Safety Officer has also been involved in an application for a license for a premises to sell alcohol in a hotspot location. The officer has provided a statement objecting to the application based on the issues of crime and ASB in the area.
EN05	Increase neighbourhood confidence and feeling of safety in line with the Government's 'Safe and Confident Neighbourhood' Strategy by monitoring and evaluating response to fly tips, graffiti and needles.		Action on target	31 Mar 2011	Monitoring and evaluation of this action is carried out on a weekly basis by the BDP Unit with service promises for the following; needles within 2 hours, fly tips within 24 hours, graffiti within 2 days unless offensive then 24 hours. All contribute towards achieving the outcomes of the strategy with targets of 100% in response times; the level of performance is between 98% and 100%.
SC03	Further develop Tier 4 pathways through peer mentoring and the provision of an accessible information resource.		Action on target	31 Mar 2011	Pathways into tier 4 have been improved across the drug and alcohol system especially in relation to the Acute Trust (JCUH). Peer mentors are now involved when clients are considering rehabilitation services.


Neighbourhood safety. Reduce re-offending. Reduce repeat victimisation.

Action Code	Action Title	On target?	Expected Outcome	Due Date	Latest Note
SC01	Ensure (VAWG) Violence against Women and Girls strategy is fully implemented within Middlesbrough		Action on target	31 Mar 2011	On 27.8.10 the DV Strategic Planning Group held a halfday workshop to identify the activities that must be carried out to tackle DV. The activities have been listed and will be discussed further at the next meeting, which is to take place on the 7.10.10. The activities need to be prioritised and decisions need to be made on how they will be delivered and funded. With the loss of WNF and other funding, serious threats exist in respect of the IDVA, the MARAC Coordinator, the Sanctuary Scheme, The SAFE Perpetrator Programme and Sexual Violence Services.
SC02	Improve processes for dealing with victimisation of vulnerable groups, including needs assessment for vulnerable groups, improved engagement with vulnerable people's services and the development of an action plan to address findings.		Action on target	31 Mar 2011	At the RVCG on the 16/09/10 partners agreed to implement the risk assessment matrix (assessing vulnerability as a result of ASB). To date 7 referrals have been highlighted through the tool via the one agency that has been able to implement it fully (Neighbourhood Safety Team). Development work is ongoing with other partners (Police/ Erimus) to put in place systems to instigate its use. On the 14th September a development visit took place to Lancashire Police to assist this process. A meeting has been organised on the 8/10/10 for partners involved in the Hate Crime Group to plan a development morning around Hate Crime in order to develop the existing action plan. The Lessons Learnt meeting took place on the 16th September, the key issues discussed around mental health and partnership working have been collated into an action plan for partners to take forward





Supporting Children and Young People




Achieve Economic Wellbeing.

Improve the achievements of young people aged 16 and over


Action Code	Action Title	On target?	Expected Outcome	Due Date	Latest Note
CF53	Continue to develop the 14 to 19 curriculum to meet individual learner need, reducing inequalities in outcomes for vulnerable groups. Increase Diploma recruitment and ensure that the same offer is made available to all learners across the LA.		Action Modified	31 Mar 2011	Entitlement to Diplomas has been withdrawn by the new Government and the Diploma strategy is being modified accordingly. FL now expanded to incorporate most schools and is the curriculum being implemented at Ashdale for September 2010. Pilot results for Middlesbrough were very encouraging. Selected E2E providers now trained and running FL. Project to bridge leaving school and apprenticeships in its first cohort. Four learning pathways now being consolidated (as per DFE guidelines) with emphasis on good quality vocational qualifications and improved routes to apprenticeships. CAP progress has been slow as we work across the TV SRG. Funding restrictions may hamper progress next year. Individual learning plans now running effectively in all schools and the next target is to migrate these to the new RM platform from Sept. 2011. Prospectus and curriculum audit ongoing and work continues across the TV partnership.

Increase the proportion of young people aged 16 and over engaged in education, training and employment

Action Code	Action Title	On target?	Expected Outcome	Due Date	Latest Note
CF46	Deliver the September Guarantee and to increase the proportion of young people with a suitable offer of learning to 96%		Action on target	31 Mar 2011	The September Guarantee process is still underway for the 2010 year 11 and year 12 cohort of young people that are entitled to an offer of learning. The percentage of young people within these cohorts that currently have a suitable offer of learning in place already shows an improvement on the 2009 figures and the final result will be known early October.
CF47	Implement the Pupil and Parent/Carer Guarantee.		Action cancelled	31 Mar 2011	The pupil and parent guarantee were entitlements set out in the Information Advice and Guidance Strategy; Quality Choice Aspiration which was published in 2009 by the previous government. These entitlements are no longer in place.
CF48	Implement the new January Guarantee.		Action on target	31 Mar 2011	Preparations are underway to implement the January Guarantee in 2011. All young people who are NEET or Not Known are currently being followed up through rigorous tracking activities and are offered personalised Information, Advice and Guidance (IAG) to progress into suitable learning opportunities. All young people have a named Personal Adviser and targeted support is offered to young people within vulnerable groups.
CF49	Provide strong, personalised information and guidance support and track individual young people's outcomes rigorously to narrow the gap towards the national average for young people who are NEET.		Action on target	31 Mar 2011	The follow up process is underway with named Personal Advisers/Keeping in Touch workers contacting individual young people who are NEET or Not Known to support them into learning. This activity includes IAG delivered in a range of different ways to meet the needs of young people and includes evening work



Action Code	Action Title	On target?	Expected Outcome	Due Date	Latest Note
	To achieve the local NEET stretch target of 9.5%				and home visits.
CF50	Work in partnership with schools and colleges to implement the information and guidance strategy, Quality Choice and Aspiration and the statutory guidance, Impartial Careers Education.		Action on target	31 Mar 2011	Representatives from schools and colleges attended a Development Day alongside Personal Advisers in June to develop plans to implement the IAG Strategy and the Statutory Guidance Impartial Careers Education. This was followed up with individual meetings within each school and academy. A new Partnership Agreement Model has been developed between the Integrated Youth Support Service and all schools, academies and colleges for the academic year 2010/ 2011 to meet the requirements of the statutory guidance. These will be in place by 31st October.
CF51	Mainstream the Working Neighbourhood Funded longterm NEET reduction project to sustain and absorb best practice.		Action on target	31 Mar 2011	Work is presently ongoing to identify and incorporate best practice into the mainstream delivery.
CF52	Work with Connexions through the 1419 Partnership to prepare for RPA and commission appropriate provision for those not engaging in EET to meet government schedule and targets		Action on target	31 Mar 2011	Participation strategy under consultation and due to be completed by October 2011. Reevaluation of the role of the team is under way in the light of the changes to Government policy regarding post 16 funding.

Reduce the impact of poverty on children.


Action Code	Action Title	On target?	Expected Outcome	Due Date	Latest Note
CF54	Complete comprehensive child poverty needs assessment to inform service planning and provision, improving access to services for the most disadvantaged young people.		Action on target	31 Mar 2011	Needs assessment on schedule for completion by Nov 2010

Be Healthy.

Increase the number of new mothers who are breastfeeding

Action Code	Action Title	On target?	Expected Outcome	Due Date	Latest Note
CF08	Work with Middlesbrough and Redcar & Cleveland Community Services (primary care health trust) to promote, and increase the take up of, the UNICEF "Baby Friendly" accreditation.		Missing target	31 Mar 2011	Initial discussions taken place. Due the organisation structural changes it is unknown whether any further progress can be made on this issue in the foreseeable future.
CF09	Highlight the benefits of breastfeeding during breastfeeding awareness week in May to improve health outcomes for very young children.		Action Achieved	31 Mar 2011	Events and activities to promote breastfeeding awareness were held in Children's Centres in May.

Increase the opportunities and services for children with disabilities.

Action Code	Action Title	On target?	Expected Outcome	Due Date	Latest Note
CF10	Develop a transitions database to support the work of the multiagency Transitions team in identifying levels of need and improving service provision to support young people with disabilities.		Missing target	31 Mar 2011	Individual data sets extracted from source systems for matching within the data hub. Technical difficulties referred to system provider, which is preventing any further progress.

Tackle childhood obesity.

Action Code	Action Title	On target?	Expected Outcome	Due Date	Latest Note
CF03	Increase the number of sport and physical activity sessions offered during school summer holiday period from 40 to 50 to promote more active lifestyles and improve health outcomes for young people.		Action Achieved	31 Mar 2011	Over 50 sport and physical activities offered during summer holidays
CF04	Support schools in promoting physical activity and healthy lifestyles in line with the health and wellbeing programme funded by the Big Lottery fund		Action Achieved	31 Mar 2011	Schools supported in promoting physical activity and healthy lifestyles through health and wellbeing programme
CF05	Increase the number of schools involved in the Cooking Together programme for children and their parents from 12 to 20 to promote healthy eating habits and improve health outcomes for young people.		Action Achieved	31 Mar 2011	22 schools involved in Cooking Together project. Updating resource to cover packed lunches Evaluation ongoing
CF06	Increase the number of schools and youth clubs running a HoopHop club from 10 to 20 and organise a HoopHop Festival		Action on target	31 Mar 2011	20 schools run a Hoop Hop club and hoops are used at break and lunch times. The first Hoop Hop Festival took place with 50 participants and the second will take place next term.

Action Code	Action Title	On target?	Expected Outcome	Due Date	Latest Note
	targeting 100 participants to promote more active lifestyles and improve health outcomes for young people.				Another coach is to be trained.
CF07	Train 95% of school coordinators in the new enhanced Healthy School model, enabling schools to develop an outcomesbased model to support local priorities, including tackling obesity.		Action on target	31 Mar 2011	All 3 cohorts of schools have been through the first stage of the training. Cohort 1 has been trained in the second part of the Enhanced model. Cohort 2& 3 will take place in October and November
RG37	mima to work in partnership with BALTIC Centre to promote a healthy lifestyle amongst young people.		Action Achieved	31 Mar 2011	Achieved. Exhibition open 28/9/10- 21/11/10, launch night 30/9/10

Enjoy and Achieve.

Improve school attendance.

Action Code	Action Title	On target?	Expected Outcome	Due Date	Latest Note
CF33	Develop a team around a school approach to provide support for schools to help tackle attendance issues, with support packages developed t where problems have been identified addressing inequalities in outcomes.		Action on target	31 Mar 2011	Mandy Thompson from Ormesby School is leading on the 'team Around a School Concept'. As an element of this, meetings are planned in the early part of HT2 to look at pupils who have attendance issues that do not merit the involvement of an EWO but, nonetheless, are giving some cause for concern.
CF34	Improve the targeted support and/or challenge provided for parents in tackling persistent absence by: · introducing a new referral pathway for poor/nonattendance to reduce the length of time taken for proceedings against parents to commence		Action on target	31 Mar 2011	A new SLA for the working between an EWO and a school was passed at the last Behaviour and Attendance network meeting (September 23rd). This SLA is now going to the EIP for their approval.

Improve the educational outcomes for pupils in all schools – raise standards in Key Stage 2.

Action Code	Action Title	On target?	Expected Outcome	Due Date	Latest Note
CF19	Deliver the Primary Strategy for Change Programme		Action on target	31 Mar 2011	Quarter One Ongoing
CF20	Maximise the effective use of Middlesbrough's response to the World Class primary Programme with particular emphasis on schools below floor targets and schools where progress is slow or inconsistent		Action on target	31 Mar 2011	The World Class Primary Programme was halted in the lead up to the election. It is not a feature of the new coalition governments plans. We worked with HTs to ensure that the plan was sustainable irrespective of who was elected. We, therefore, have a strategic plan for the coming academic year for our Primary and Primary/Special schools. No primary schools were below floor target this year at KS2 using 55%L4+ in both Eng and Maths as a benchmark.
CF21	Targeted and focused use of National Strategy programmes to ensure impact at school, classroom and individual levels, including targeted work to support vulnerable groups that are		Action on target	31 Mar 2011	Successful outcomes in key intervention programmes such as Every Child Counts (ECC), Every Child a Reader (EcaR), Every Child a Talker (EcaT) and Every Child a Writer (EcaW). Successful outcomes too for the Communication, Literacy and Language Development (CLLD) work. Too early to assess the impact

Action Code	Action Title	On target?	Expected Outcome	Due Date	Latest Note
	underperforming				of the 1 to 1 tuition – data available by next term (Autumn 2010)

CF22	Introduction and delivery of quality standards to develop stronger management systems (SMS) in primary schools		Action on target	31 Mar 2011	The Improving School Programme (ISP) evidences some good gains for targeted pupil groups. With the Strategies closing in March 2011 we wait to see whether the draft SMS ever materialises.
------	--	--	------------------	-------------	---

Improve the educational outcomes for pupils in all schools – raise standards in Key Stage 4.

Action Code	Action Title	On target?	Expected Outcome	Due Date	Latest Note
CF23	Deliver the Building Schools for the Future Programme		Action on target	31 Dec 2012	Quarter One Action ongoing
CF24	Ensure the effectiveness of the National Challenge programme to raise their achievement at 5+ AC including English and maths to at least 30% by the end of the 2001011 including targeted work to support vulnerable groups that are underperforming.		Action on target	31 Mar 2011	All local authority schools in National Challenge have achieved results above the 30% floor target: Hall Garth – 31.25% Kings Manor – 31% Ormesby – 32.5%
CF25	Support local authority schools in the Gaining Ground project by increasing School Improvement Partner deployment, promoting partnership with a "good to great" school and providing targeted resources for improvement		Action on target	31 Mar 2011	Partnership between Trinity CC and St John's school in Bishop Auckland has been successfully established £32k grant has been passported to Trinity CC Up to 8 extra SIP days have been negotiated. Despite all of this Trinity CC is still 7% below the FFTD indicator for 5AC (+E&M)
CF26	Engage and target advisory teacher / AST support for core subjects so that KS4 results in English and maths improve further		Action on target	31 Mar 2011	Maths AST has moved to another post and it has not been possible to replace him from within the maths teaching force in Middlesbrough. English ASTs have worked with special schools and Playing for Success to develop implementation of APP and foundation skills A general adviser has been appointed with a brief to further develop the AST effectiveness.
CF27	Restructure school improvement support to schools to develop an increased focus on assessment and pupil progress, including targeted work to support vulnerable groups that are underperforming		Action on target	31 Mar 2011	A general Adviser has been appointed to focus upon assessment and progress and the job roles of other staff in the 1119 sector have been revised to reflect this priority. A member of staff who transferred from LSC has been deployed to develop support and provision for post16 young people who are vulnerable. 1119 Sector staffs have been deployed to facilitate work with looked after children and also excluded pupils within the Complementary education settings.

Improve the educational outcomes for pupils in all schools – raise standards in the early years.

Action Code	Action Title	On target?	Expected Outcome	Due Date	Latest Note
CF15	Communication, Language & Literacy (CLLD) support & Every Child a Talker (ECaT) support for targeted schools/settings to raise attainment in CLLD. .		Action on target	31 Mar 2011	30 settings in ECaT programme have shown a decrease in the number of children 'At Risk' from language delay and an increase in the number at age related and above expectations. Staff are upskilled in having quality interactions with children. ECaT funding has ended and therefore Consultant support to settings is at an end. Targeted support for CLLD has lead to an increase in the percentage of pupils scoring 6+ across all aspects of CLLD. 50% of children achieved 6+ across all aspects of CLLD an increase of 3.2% on 2009.
CF16	Targeted support for new CLLD Leads to drive programme in all		Action on target	31 Mar 2011	CLLD Leads are tracking pupil progress across EYFS and KS1 leading to an increase in percentage of

Action Code	Action Title	On target?	Expected Outcome	Due Date	Latest Note
	schools to increase the number of children achieving the expected age related phonic phase.				pupils reaching age related phonic phase. In 70% targeted schools 80% of Reception children were secure at Phase 3 phonics.
CF17	Moderation of 100% schools for EYFSP to ensure consistency and security of judgements particularly where children are scoring between 1 & 3 scale points across all aspects.	✔	Action Achieved	31 Mar 2011	Moderation showed that judgements have increased in security and therefore data is secure. The number of children scoring between 1 & 3 scale points has decreased across every aspect of the EYFSP and the gap between the bottom 20% and the median of the cohort has closed by 1% on 2009.
CF18	Early years consultants to work with targeted schools to improve the quality of provision and skills of EYFS Leaders in identifying and tracking under performing groups of pupil in order to raise attainment in EYFSP.	▶	Action on target	31 Mar 2011	Quality of provision in 100% targeted schools has improved through inschool support from EYFS Consultants and central training. EYFS Leaders are identifying and tracking underperforming groups across the whole of EYFS. EYFS outcomes have shown an increase of 4% on the Threshold target; gap closed by 1% on 2009. Historical data shows improvements over the last four years.





Improve the educational outcomes for vulnerable groups of pupils – children looked after.

Action Code	Action Title	On target?	Expected Outcome	Due Date	Latest Note
CF28	Evaluate and update Middlesbrough's strategy for the education of looked after children to improve educational outcomes.	✔	Action Achieved	31 Mar 2011	LAC strategy has been revised and submitted.
CF29	Ensure that SIP include a focus on each looked after child and report against a set of questions which examine provision, ambition in targets and progress and the impact on any intervention strategies for LAC.	▶	Action on target	31 Mar 2011	Updated SIPs on the full LA Virtual School Development Plan to raise attainment and maximise progression for LAC. SIPs provided with questions to offer a LAC focus on their autumn term SIP visit. Update to national Progression Guidance given to SIPs for support with school level analysis of the level of ambition in pupil targets if they are on P Scales or lower NC levels.
CF30	Establish a pupil tracking system which allows regular teacher assessment and test information to be input so that the VSH can monitor progress of all LAC and target support and intervention strategies	▶	Action on target	31 Mar 2011	System for the termly collection of LAC teacher assessment data established along with a system for the analysis of this data in place for pilot autumn term 2010. Virtual School to take a lead role on the review of progress being made toward individual ambitious targets and the removal of barriers to achievement from now on.
CF31	Ensure effective use of the personal education allowance and monitor the impact of 1:1 tuition for looked after children to address outcome inequalities.	▶	Action on target	31 Mar 2011	Relaunched a reformatted PEP and individual Action Plans for every LAC, to ensure this process is a key driver for achieving ambitious educational targets for LAC. Designated Teachers to lead with the close support from the Virtual School and Social Workers.
CF32	Ensure that 14 – 19 progression routes for looked after children are both realistic and ambitious, taking into account the full range of options available and with a particular focus on the potential of apprenticeships and diplomas	▶	Action on target	31 Mar 2011	Full review underway





Make a Positive Contribution.

Develop early intervention and preventative services that reduce the risk of children and young people engaging in unlawful activities.


Action Code	Action Title	On target?	Expected Outcome	Due Date	Latest Note
-------------	--------------	------------	------------------	----------	-------------

Action Code	Action Title	On target?	Expected Outcome	Due Date	Latest Note
CF35	Implement a "triage" project in Middlesbrough, working with young people in the police custody suite to engage them in restorative justice interventions		Action cancelled	31 Mar 2011	Project ended due to ongoing implementation problems.
CF36	Improve the referral pathways to, and take up of, substance misuse support for young offenders with related problems		Action Achieved	31 Mar 2011	Action complete
CF37	Provide brief intervention training for all Youth Offending Service staff in Middlesbrough to improve the identification of, and response to, substance misuse issues amongst young offenders.		Action on target	31 Mar 2011	Awaiting further training dates from Platform
CF38	Redevelopment of the Custom House through myplace funding project into a worldclass youth facility.		Action on target	31 Mar 2011	Refurbishment of Custom House has commenced. Still on schedule for completion summer 2011.



Reduce alcohol and drug misuse

Action Code	Action Title	On target?	Expected Outcome	Due Date	Latest Note
CF42	Increase and improve the involvement of young people and parents / carers in the development of the treatment plan and the continual improvement of substance misuse services.		Action on target	31 Mar 2011	A parents group and a young people's advisory group continue to meet and are regularly consulted regarding drugs, alcohol and risky sexual a behaviour by teenagers.
CF43	Ensure the provision of high quality and effective substance misuse education in schools, colleges and informal settings.		Action on target	31 Mar 2011	This continues as part of the main contract
CF44	Ensure that effective brief / tier 2 interventions are delivered to young people identified as in need of such interventions and that highly effective treatment pathways are in place.		Action on target	31 Mar 2011	4 training / consultation events took place during quarter 1 in relation to brief intervention. A rolling program of training is planned for quarters 3 and 4 . Dates for a series of Risk and resilience training courses have been circulated and it is anticipated that around 125 professionals will receive training during quarter 3 and quarter 4, in relation to brief interventions
CF45	Increase the coordination of intelligence led enforcement activity with support and treatment for young people who misuse substances.		Action on target	31 Mar 2011	Work on this continues through the Drug and Alcohol Development Group.

Reduce exclusions


Action Code	Action Title	On target?	Expected Outcome	Due Date	Latest Note
CF41	Review and revise the Fair Access Protocol in consultation with schools.		Action on target	31 Mar 2011	Revised protocols have been agreed with the Primary and Secondary Partnerships, implemented from September 2010.

Reduce the number of conceptions amongst 15 17 year olds




Action Code	Action Title	On target?	Expected Outcome	Due Date	Latest Note
CF39	Increase the number of Ccard outlets across Middlesbrough from 29 to 33.		Action Achieved	31 Mar 2011	No additional CCard sites have been identified during q2 , however there are now 40 CCard sites across Middlesbrough
CF40	Develop a social norms communication plan to deliver clear messages on actual levels of risktaking behaviours to minimise misperceptions/exaggerated beliefs amongst young people.		Action on target	31 Mar 2011	A steering Group has met on 2 occasions through the quarter and a communication plan has been partially developed. A website is being developed and is expected to go live during quarter 3 as will a social networking page on Facebook

Stay Safe.

Improve the identification and tracking of children and young people missing from education.

Action Code	Action Title	On target?	Expected Outcome	Due Date	Latest Note
CF14	Identify the technology options for developing an online referral process with schools and other agencies for children considered at risk of going missing from education, to improve the targeting of support work		Missing target	31 Mar 2011	Changes made by DfE to the guidance on young people missing from education has narrowed the focus to only those young people who are missing from the education system. Consequently, local arrangements will change to ensure they comply with the new guidance and a referral tool for those young people at risk is no longer required.

Strengthening local safeguarding arrangements.

Action Code	Action Title	On target?	Expected Outcome	Due Date	Latest Note
CF11	Strengthen the front of house arrangements for children's social care by developing a multidisciplinary team to act as the first point of contact to:		Action on target	31 Mar 2011	Front of House arrangements have been reviewed, HR has been consulted and advice has been given regarding process. The plan has been endorsed by Ofsted following the recent Unannounced Inspection. Subject to finding suitable accommodation the new arrangements should be in place for Jan '11.
CF12	Improve the quality of support provided to families by increasing the use family group conferences.		Action on target	31 Mar 2011	A FGC Coordinator has been appointed; the first FGC has been scheduled.
CF13	Strengthen local arrangements for the delivery of the Common Assessment Framework to improve early interventions, reducing the number of looked after children and children subject to a child protection plan.		Action on target	31 Mar 2011	Through liaison with the E & A Team, the referral form has been amended to allow a smoother transition from Social Care referrals that are NFA'd to the CAF process. Briefings are being delivered to Social Care Teams to explain CAF and highlight the opportunity for continued support following social worker involvement in order to prevent further CIN and CP referrals. Briefings and training are being rolled out to ensure all professionals in all sectors who work with families are aware of the CAF and thresholds of support to encourage early intervention.













Promoting adult Health and Wellbeing, Tackling Exclusion and Promoting Equality

Ensure that the gap is closed between levels of health of Middlesbrough residents and the national average, as well as the gap between priority neighbourhoods and the Middlesbrough average.






Action Code	Action Title	On target?	Expected Outcome	Due Date	Latest Note
EN06	East Middlesbrough Pitch Provision Artificial Turf Pitch (ATP) replacement at Southlands Leisure Centre and replacement of grass pitches at Unity City Academy.		Action on target	31 Dec 2010	Grant approved as separate funding strands to UCA and Middlesbrough Council. Now in a position to commence once signed off by Finance and procurement can proceed with detail in grant offer letter.
EN07	Develop policy relating to Department of Culture, Media and Sport free swimming funding (funding ceases March 2011).		Action on target	31 Dec 2010	Alternative Pricing policy established and implemented. Aquatics manager role recruited so further strategic direction for swimming will be developed. Free swimming was provided through funding from the pct throughout August / September 2010, this will continue during the school holiday periods (half terms / Christmas).
EN08	Host a number of health related events, which encourage community participation.		Action on target	30 Sep 2010	Skyride held Sunday August 15th 2010. Teespride 10km and PCT 3KM Fun Run and Elite Mile held on Sept 5th 2010 with over 4,000 participants.
EN09	Redevelopment of Changing Village at the Rainbow Leisure Centre		Action on target	31 Mar 2011	First meeting with Corporate Asset Manager has taken place and work has commenced on the development plans of the changing village, changing rooms and toilets. Asset Manager has confirmed that the reception area will also be redeveloped as part of the overall project. On target to commence work early in the new financial year however need to consider best time for minimum impact on the service and budget.
EN10	Complete the Middlesbrough Healthy Town programme, producing quarterly performance reports to Programme Board delivering 38 projects running throughout 2010/11.		Action on target	31 Mar 2011	The Exit and Continuation Action Plan was considered by CMT in September and will go for an Individual Executive decision in October 2010. The Department of Health has confirmed that the original programme will be funded until March 2011 as in the approvals given by the previous government. Additional grant funding has been allocated to five existing projects to balance underspends in the programme. We have asked the DoH for permission to carry over a potential planned underspend into 2011/12 to complete evaluation and the exit and continuation priorities. planned activities were completed on programme with the exception that there is a one to two month delay on Safer routes to schools phase 2 this will be completed in Q3. The BCF grant for the Prissick Cycle track has been accepted following protected discussions and the anticipated completion date is December 2010 / January 2011. There is a slight delay in the Incentivised Bike projects due to procurement issues but it is anticipated that the scheme will be completed within the DoH grant deadlines as in the planned actions. Town Meal held 25th September 2010. All projects can be delivered by yearend.
EN11	Produce a Food Sustainability Action Plan for Middlesbrough in partnership with Middlesbrough Environment City and NHS Middlesbrough		Action on target	31 Dec 2010	Middlesbrough Environment City have taken on the lead role. The LSP Securing Environmental Sustainability group considered a draft version of the action plan in September 2010 changes will be made before wider consultation.
SC18	Reducing levels of unemployment amongst alcohol users in treatment by improving referral and take up rates of clients from the 'Support for Change' programme		Missing target	31 Mar 2011	Referrals have reduced in; this is being taken up with the agency and discussions being held re long term planning in relation to employment support. Looking at an alternative strategy to try and achieve the target
SC19	Establish an Alcohol Early Implementers Steering Group, including representation from the Acute Trust and improve carers profile in line with the Carers Strategy		Action on target	31 Mar 2011	This group continues to meet and to evaluate issues related to hospital admissions. The 30 most frequent alcohol admission patients are being targeted via improved care planning processes. Families first are leading on the carers strategy for drug/alcohol use and are now seeing an increase in carer

Action Code	Action Title	On target?	Expected Outcome	Due Date	Latest Note
					representatives and carer support systems







Ensure that, when people fall ill, they receive safe and effective services, when and where they need help and are empowered in their choice.




Action Code	Action Title	On target?	Expected Outcome	Due Date	Latest Note
RG35	Review and update the Staying Put Agency's procedures		Action Achieved	31 Mar 2011	The Agency has reviewed all procedures and information available to clients. The Agency has been successful in being awarded the Home Improvement Agency Quality Mark in the Core Module and the two elected modules Handyperson and Major Adaptations.
RG38	Reduce waiting times for major adaptations to 23.1 weeks.		Action on target	31 Mar 2011	Mobile working has contributed to the delivery of adaptations as it enables easier access to services/information whilst in the client's home. The current waiting time for major adaptations is 9 weeks.
RG39	Deliver 93% of equipment and minor adaptations within seven days.		Action on target	31 Mar 2011	The Agency are continuously reviewing the provision of minor adaptations and are working with other partners, including RSL's to improve delivery. The current delivery time this quarter is still 99%.
SC09	Introduce user led quality assessments of enablement and support services and non-older person's residential care		Missing target	31 Mar 2011	Agreed to develop quality system for enablement and support –not financially linked. Draft system developed for physical disability non residential care – fair price for care work ongoing.
SC10	Implement arrangements to create access to Universal Information, Advice and Advocacy		Action on target	31 Mar 2011	A draft strategy has been prepared, officers are meeting on a fortnightly basis in order to finalise the plan. The plan should be finalised by November and the strategy in place by March 2011
SC11	Develop Commissioning plans for all client groups (older people, physical disabilities, learning disabilities, mental health) which include approaches to increasing early intervention/preventative services		Not on target To be completed by end of the year	31 Aug 2010	Learning disabilities Plan complete Carers Plan complete Remaining plans to be completed by end November 2010
SC12	Ensure carers remain engaged in planning and development of key priorities to ensure actions are designed based on a sound understanding of their needs		Action on target	31 Mar 2011	On target
SC13	Implement the agreed priorities in the Carers Strategy Action Plan 2009		Action on target	31 Mar 2011	Work to deliver these priorities remains on target
SC14	Improve access to a range of carers support and improve respite and personalised support		Action on target	31 Mar 2011	On target. Carr Gomm providing services to Carers
SC15	Implement the multi agency action plan to deliver the National Dementia Strategy objectives		Action on target	31 Mar 2012	On target
SC16	Develop Community Stroke rehabilitation services in partnership with NHS organisations		Missing target	31 Mar 2011	The business case was produced for a South Tees service and accepted by a newly formed Stroke Partnership. However, the project is on hold as there is no funding available from the NHS commissioners.
SC17	Develop contingency plans to deal with ending of Stroke Grant in March 2011 in partnership with the PCT		Not on target To be completed by end of the year	31 Mar 2011	The Department is currently undertaking an analysis of all posts funded by grants. 2 posts established with this grant will be considered in this exercise. The Communication Support Service will cease to be funded. The PCT are seeking finance to enable this to continue.

Help promote health, wellbeing, independence, inclusion and choice.

Action Code	Action Title	On target?	Expected Outcome	Due Date	Latest Note
SC04	Implement telecare/telehealth projects and monitor outcomes to help people with a disability remain in their homes for longer		Action on target	31 Mar 2011	6 projects have commenced in relation to: purposeful walking; unsettled accommodation; telecare for over 85's; recurrent UTIs; telephone monitoring; hospital in reach. These will be evaluated during the year to determine how effective they are.
SC05	Extend the availability of Personal Budgets to all client groups with 30% of eligible users being in receipt of a Personal Budget		Action on target	31 Mar 2011	A total of 598 users currently in receipt of a Personal Budget. Equates to either 9% or 16% depending upon definition of 30% milestone used. On target to achieve.
SC06	Establish Local Area Coordination within two wards and evaluate the impact on the new way of working.		Action on target	31 Mar 2011	Local Area Coordinators now based in the community full time. Involvement in community activities on going and continuing to develop.
SC07	Increase the number of young people in transition offered personcentred planning or self-directed support from 9 to 15, through the implementation of the Transitions Team.		Action on target	31 Mar 2011	On target
SC08	Introduce personal budgets for carers as part of the Personal Budget Implementation Plan		Action on target	31 Mar 2011	Research visits arranged to carers organisations to establish good practice. Draft questionnaire being produced. Carers consultation event in September has provided information in relation to the current gaps in services.

Improve the quality of life for vulnerable people living in Middlesbrough.



Action Code	Action Title	On target?	Expected Outcome	Due Date	Latest Note
SC20	Establish a performance framework for the Teeswide Safeguarding Adults Board which includes key outcome measures to provide greater protection for vulnerable adults.		Action on target	31 Mar 2011	On target
SC21	Audit the delivery of agreed safeguarding training programmes across public and independent sector agencies.		Action on target	31 Mar 2011	This priority is incorporated into the CQC inspection action plan. The plan is monitored on a two monthly basis by TMT and this action is on track to be completed by March 2011
SC22	Develop a public awareness strategy for safeguarding vulnerable adults		Action on target	31 Mar 2011	This priority is incorporated into the CQC inspection action plan. The plan is monitored on a two monthly basis by TMT and this action is on track to be completed by March 2011
SC23	Implement agreed actions plans following Serious Case reviews in Safeguarding Vulnerable Adults		Action on target	31 Mar 2011	This priority is incorporated into the CQC inspection action plan. The plan is monitored on a two monthly basis by TMT and this action is on track to be completed by March 2011
SC24	In order to secure safe medication management in care provision, support the delivery of competencybased training.		Action on target	31 Mar 2011	Training of the Council Care staff to the accepted competence level (HSC 375) is continuing. 74 staff will have undertaken this course by the end of 2010.
SC25	Create new product lines and secure new business at Ayresome Industries, to increase the number of disabled people employed.		Missing target	31 Mar 2011	Three new small schemes have been established this year; confidential waste management and destruction, plastics and aluminium recycling and photocard production. A new flood defence door is at trial stages. Ayresome is looking to become involved in broader corporate waste / recycling programmes, currently subject to scoping/tendering processes. Additionally, Ayresome is also looking at the business case for establishing a waste electrical equipment recycling station, under a national framework programme

Action Code	Action Title	On target?	Expected Outcome	Due Date	Latest Note
					restricted to disabled businesses.
SC26	Work with the Employment Service to increase the number of people with substance misuse problems supported into and maintaining work for at least 13 weeks from 12 to 24.		Missing target	31 Mar 2011	Only 3 people have found long term work in the first 5 months. A forum has been held on employment issues and an employment action plan developed
SC27	Amalgamate community and home to school transport services and improve services		Action on target	31 Mar 2011	Management and admin structure in place. Drivers structure complete and recruitment/selection process underway
SC28	Introduce less restrictive access criteria for Community Transport and a more equitable contribution policy		Action Achieved	31 Mar 2011	Policy approved by Executive, implementation commenced


Enhancing the Local Economy

Facilitate a housing offer that provides the quality and choice required to meet the needs of the community, and support future economic growth.



Ensure that the type and mix of new housing provides choice.

Action Code	Action Title	On target?	Expected Outcome	Due Date	Latest Note
RG32	Develop a number of housing schemes		Action on target	31 Mar 2011	Women's Refuge, Planning approval was received on 13 August 2010. Grant funding is available from the Homes and Communities Agency. Start on site in November 2010 and anticipated completion by January 2012. Single Key, Roworth Road is due to be completed before 31st March 2011.
RG33	Work in partnership with Private Sector Developers		Action on target	31 Mar 2011	A range of products including HomeBuy Direct, New Build Homebuy and intermediate Rent continue to be available across St. Cuthbert's Court, St. Paul's Newport and Trinity Gardens.

Improve and maintain existing housing.


Action Code	Action Title	On target?	Expected Outcome	Due Date	Latest Note
RG34	Prepare and consult on a Private Rented Sector Housing Strategy		Action on target	31 Mar 2011	Study has been undertaken and a draft report has been circulated to relevant departments for comments. A consultation session will be held with NLP to discuss outcome of consultation.

Rejuvenate the housing stock.





Action Code	Action Title	On target?	Expected Outcome	Due Date	Latest Note
RG30	Prepare Gresham Review and Green Book Appraisal		Action on target	31 Mar 2011	The Executive approved a report on the 17th August that gave an update on the Gresham Review and presented an interim proposal that included the removal of phase 3 from the demolition programme and provision of financial assistance for owner/occupiers of those properties to improve their homes.
RG31	Review the Core Strategy and Regeneration DPD		Action on target	31 Mar 2011	Review is progressing in accordance with timetable. Still in stage of evidence gathering.

Promote economic vitality.




Change attitudes by promoting Middlesbrough's success.

Action Code	Action Title	On target?	Expected Outcome	Due Date	Latest Note
RG25	Tour exhibitions initiated by mima to two national venues		Action Achieved	31 Mar 2011	Achieved in Q1

Ensure that local people have appropriate skills and can access jobs and opportunities.

Action Code	Action Title	On target?	Expected Outcome	Due Date	Latest Note
EN15	Implement recommendations of Taxi Rank and Vehicle Review Report		Action on target	31 Mar 2011	Report to be presented to CMT by end of October and Executive by early November.
RG22	Reduce Unemployment Rate Gap between Middlesbrough and the Tees Valley		Missing target	31 Mar 2011	Gap between Middlesbrough and the Tees Valley average remains at 1.4%. Gap for same period last year was 1.2%. This is linked to RPI 01
RG23	Engage 600 job seekers through the Neighbourhood Employment Gateways.		Action on target	31 Mar 2011	714 job seekers engaged to date
RG24	Assist 300 people into employment through WNF priority 3 projects		Action Achieved	31 Mar 2011	373 people assisted into work to date

Establish the physical environment and infrastructure that encourages and supports economic vitality.

Action Code	Action Title	On target?	Expected Outcome	Due Date	Latest Note
RG14	Prepare and consult on the Greater Middlehaven Supplementary Planning Document		Action on target	31 Mar 2011	Following a slight delay consultants Urban Initiatives have now been appointed to complete a revised masterplan for the Greater Middlehaven Area.
RG15	Develop a delivery programme, with partners, for the Grove Hill Area to commence implementation of the proposals agreed through the Area Regeneration Framework.		Action on target	31 Mar 2011	A first draft of the final report is now complete. Discussion is ongoing with the HCA.
RG16	Reexamine the Hemlington Grange Masterplan		Action on target	31 Mar 2011	Consultants are continuing to progress work on producing a revised masterplan and other technical work as part of the Gresham/Hemlington Economic Appraisal work.

Promote regeneration through flagship cultural projects that act as economic drivers.



Action Code	Action Title	On target?	Expected Outcome	Due Date	Latest Note
RG26	Hold a second literary festival including 25 events and achieve an attendance of 1,000 people to promote community engagement and provide a positive library experience,	✔	Action Achieved	03 Mar 2011	Completed 66 sessions held and over 5,000 visitors attended the events.
RG27	Increase the number of work opportunities	✔	Action Achieved	31 Mar 2011	Theatre = 182 Events = 721 Town Hall = 682 Arts Development = 1,159 Total in Q1 = 2,744 Target will be revised, to be reported at Q2.
RG28	Increase new audience members on venue mailing lists	▶	Action on target	31 Mar 2011	In progress. Major impact will happen in Q3.
RG29	Deliver a programme of exhibitions at the Captain Cook Museum	▶	Action on target	03 Mar 2011	Still on target.

Provide business support that encourages more businesses to set up, locate and grow here.






Action Code	Action Title	On target?	Expected Outcome	Due Date	Latest Note
EN12	Formulate, execute and evaluate a campaign to harden community attitudes towards the selling of illicit tobacco	▶	Action on target	31 Mar 2011	In pursuance of the North of England Illicit Tobacco Campaign, increased intelligence led to the identification, and raiding of 6 houses suspected of selling illegal cigarettes. Over 4500 cigarettes and 4kg handrolling tobacco seized, investigations continuing with a view to prosecution. Two further test purchasing operations undertaken. 17 retailers visited two underage sales detected. Reports being compiled.
EN13	Carry out 320 debt counselling sessions and attend 4 community events to promote the Money Advice Service	▶	Action on target	31 Mar 2011	1 community event attended (a total of 5 to date). 109 debt-counselling sessions carried out (a total of 196 to date). (In addition, 35 self help packs distributed on request to more able callers)
EN14	Review and publication of the refresh of the Licensing Act 2003	▶	Action on target	31 Jan 2011	Period of consultation finished on 4th October. Some amendment to the Policy required. To be reported to Executive on 9th November and full Council on 8th December.
RG17	Engage 550 businesses through a range of measures	▶	Action on target	31 Mar 2011	186 businesses engaged to date in line with previous years performance at this stage of the year
RG18	Assist 360 businesses through a range of measures	▶	Action on target	31 Mar 2011	135 businesses assisted to date in line with previous years performance at this stage of the year
RG19	Establish and attract 75 new businesses through a range of measures	▶	Action on target	31 Mar 2011	33 new businesses created in line with previous years performance at this stage of the year
RG20	Create/attract 280 new jobs through a range of measures	▶	Action on target	31 Mar 2011	ERDF monitoring processes will load outcomes into last two quarters of the year, so only 15 confirmed at this stage. No concerns over numbers at this stage, as grant awards are in line with previous years.
RG21	Pilot new ways of delivering and funding business support	▶	Action on target	31 Mar 2011	Integration with NEEIC now ruled out due to their uncertain future and impending end of grant availability. Difference Engine Cycle 1 completed successfully at Boho and second (Sunderland) cycle taking place in January

Provide a transport network that meets the needs of a town on its way up.


Avoid congestion.


Action Code	Action Title	On target?	Expected Outcome	Due Date	Latest Note
EN21	Procure and implement an Urban Traffic Management and Control system including a new car park guidance system (subject to DfT funding)		Missing target	31 Mar 2011	PQQ assessed and tender shortlist drawn up. Project running behind schedule due to IT compatibility discussions. Tender documents now due to go out mid October.
EN22	Undertake transport corridor reviews to seek improved flow for all highway users		Action on target	31 Mar 2011	No action required in Quarter Two.

Improve access to work and important services.

Action Code	Action Title	On target?	Expected Outcome	Due Date	Latest Note
EN16	Submit the Phase 2 HLF bid for funding for the Transporter Bridge Centenary		Action on target	30 Sep 2010	Supporting documents completed for the HLF stage 2 bid. Actual bid submission date to HLF is Monday 11th October 2010.
EN17	Develop and consult upon the Third Local Transport Plan to cover the period 2012/17		Action on target	31 Mar 2011	Overview of results received from questionnaire to voiceover panel. These will inform where improvements need to be made as a result of the gap analysis and used in the formulation of LTP3.
EN18	Implement Year 1 Actions from the Workplace Travel Plan for Middlesbrough Council		Action on target	31 Oct 2010	Combined, both salary sacrifice and healthy towns schemes have resulted in 300 members of staff having access to a bike for work. Online cycle journey planning is now live, hosted on DfT website. Recent HMRC guidance has resulted in bus operators withdrawing schemes that provided tax and national insurance breaks to purchase annual / season tickets. A recent best practice review established a revised format for the plan. Many of the previously suggested year 1 & 2 measures have been implemented, or are being addressed in the current financial climate, and it is unlikely that any alteration of the plan will take place in the interim.
EN19	Progress East Middlesbrough Transport Corridor		Missing target	31 Jul 2010	Discussions to take place with Redcar & Cleveland Council to agree the next steps. Work also started on looking at other infrastructure works designed to bring about traffic relief in south Middlesbrough.
EN20	Investigate the adoption of TMA (Traffic Management Act) 2004 powers to enforce parking at dropped pavement crossings and double parking		Action on target	30 Nov 2010	Review of best practice completed with other North East Authorities. Draft procedures prepared and a report to be finalised.

Improve public transport.



Action Code	Action Title	On target?	Expected Outcome	Due Date	Latest Note
EN23	Commence implementation of Middlesbrough's element of the		Action on target	31 Mar 2011	Marion Road junctions substantially complete. Reprofiting of DfT spending has meant a lengthening of the

Action Code	Action Title	On target?	Expected Outcome	Due Date	Latest Note
	Connect Tees Valley Bus Network Improvement Scheme. The first year of the four year programme will focus on Marton Road and improvements to the bus station (subject to DfT funding)				programme and thus the Bus Station will not commence works until 2011. PQQ returned for bus information system, tender documents due to go out mid October.
EN24	Assist Network Rail with improvements at Middlesbrough Station and James Cook Hospital, as part of the Tees Valley Metro Proposals		Missing target	31 Mar 2011	Assessment work still ongoing for JCUH and M'bro Station improvements. Design work underway for improved northern access to M'bro Station, due to be completed January 2011. Regeneration preparing Single Programme Bid for further environmental improvements in the area.

Improve road safety.

Action Code	Action Title	On target?	Expected Outcome	Due Date	Latest Note
EN25	Introduce a residents parking scheme in Beechwood		Missing target	30 Sep 2010	Traffic Regulation Order prepared and advertised September 2010. Scheme design and preparation underway. Implementation in November 2010.

Increase use of cycling and walking.

Action Code	Action Title	On target?	Expected Outcome	Due Date	Latest Note
EN26	Develop a cycleway improvement programme linked to the new Local Transport Plan, which will encourage increased levels of cycling within schools, colleges and workplaces		Action on target	31 Mar 2011	Development of a cycling strategy commenced very recently, which will aid prioritisation of routes and improvement programme. Programme to be developed for inclusion in LTP3.
EN27	Introduce a Borough wide programme of 20mph speed limit initiatives		Missing target	31 Mar 2011	Final Report received from Atkins on 11 August 2010. Little prospect of funding in 2010/11 due to in year capital funding cuts made by Central Government and other pressures on the remaining budget, in particular the local contribution to the Tees Valley Bus Network Improvements. Report seeking approval in principle for the introduction of 20 mph speed limits in residential areas across the Borough to be considered by DMT in December 2010 prospects for funding in 2011/12 to be established before a decision is made on whether to commence detailed consultation. Will not be achieved in 2010/11.

Securing Environmental Sustainability





Develop a high quality network of public realm, open space and parks to serve the needs of the community.

Action Code	Action Title	On target?	Expected Outcome	Due Date	Latest Note
EN29	Design and oversee the construction and renovation of 8 'Play Builder' funded play areas within Middlesbrough including a major play area at Stewart Park (£150,000)		Missing target	31 Mar 2011	Three Play areas have been designed and costed. 100% equipment has been ordered for Crossfell and Stainton Way (formerly Mallowdale) play areas and 25% for Stewart Park. Playbuilder is on target but funding now frozen so further work is halted until DoE decision on budgets is given, expected this Autumn. Four play areas have been completed.
EN30	Oversee the delivery of the Stewart Park 'Parks for People' Lottery Project		Action on target	31 Oct 2010	Landscape Works Package to be awarded in October, work on site in November. Stable Yard contract to be awarded in December, work on site in January. Park manager appointed April, 3 other new posts appointed by November.
EN31	Undertake a desktop review of the PPG 17 (Planning Policy Guidance) Audits and assist in the development of an Open Spaces inspection regime		Action on target	31 Mar 2011	Internal assessment to be completed by October. Voiceover panel and Green Spaces Community Consultation with maps of town using PPG 17 criteria to be undertaken in October with Voiceover panel results expected in December.
EN32	Monitor the impact on visitor numbers to Newham Grange Country Farm, following the 09/10 improvement programme, consider potential for future partnering or joint working with other facilities to improve the visitor offer by March 2011.		Action on target	31 Mar 2011	Summer 2010 visitor numbers: July 2970, August 3987, September 1557, Total 8,514 (Comparison to 2009 July 3585, August 5444, September 1486, Total 10,515) Income has increased on the previous year. Options for future partnerships on hold pending further development of the business case.
EN33	Develop Albert Park Depot area to form Community Allotment / Peace Garden and bring the remaining area back into general park use.		Action on target	31 Mar 2011	Social Care/NHS work placements expected to start clearing site October/November. Soil testing for contaminants also planned for October/November.
RG36	Prepare and consult on a Prissick Masterplan		Action on target	31 Mar 2011	Amendments made to the CMT report. Now due to go to CMT in Oct 2010


Improve the standard of cleanliness throughout the town.

Action Code	Action Title	On target?	Expected Outcome	Due Date	Latest Note
EN28	Negotiate the potential for the transfer of maintenance of land currently owned by Erimus, but on predominantly Council maintained estate, through land transfer agreements (to be considered in conjunction with the potential tendering exercise 20101011).		Action on target	31 Oct 2010	Costing proposals have been prepared for all potential transfer areas. Meetings have been held with Erimus to clarify proposals and we await feedback from Erimus in October, prior to a CMT briefing paper should Erimus wish to proceed.

Increase the amount of household waste that is recycled and composted.













Action Code	Action Title	On target?	Expected Outcome	Due Date	Latest Note
EN34	Further develop the joint working arrangements already operating for Waste Management in the Tees Valley including the review and updating of the Joint Waste Management Strategy by January 2011.		Action on target	31 Mar 2011	Discussions on transfer underway including any TUPE decisions. Agreed to transfer of all responsibility as lead authority to Middlesbrough from 1st April 2011.
EN35	Develop waste and recycling education programme, in line with National Waste Strategy 2007, and the Tees Valley Joint Waste Management Strategy Action Plan (2007).		Action on target	31 Mar 2011	Additional school achieving Silver Status; Kader Primary. During Q2 8 events (total of 14 to date) attended including the Mela, Cleveland Show & Town Meal.
EN36	Implement the new kerbside dry recycling contracted service from April 2010 with the introduction of additional materials by July 2010		Action Achieved	31 Jul 2010	Completed; Contract started April 2010. Plastic/Card/Batteries/Tetrapak added start July 2010. All customer information agreed & circulated end June 2010.
EN37	Introduce a charging system for collection of non domestic junk jobs by July 2010		Action Achieved	31 Jul 2010	Charge introduced, no real customer issues, income stream less than anticipated at present.

Reduce carbon emissions and adapt for the adverse effects of climate change.




Action Code	Action Title	On target?	Expected Outcome	Due Date	Latest Note
EN38	Install new cremators and abatement upgrade plant at Teesside Crematorium		Action on target	31 Mar 2011	The contractor for the building works has been appointed with a start on site in October 2010. Installation of the 3 new cremators will commence once the accommodation works are completed by the end of November 2010. Fitting of the abatement equipment is programmed for May 2011.
EN39	Publish One Planet Living Action Plan for consultation		Missing target	31 Mar 2011	Reports were presented to CMT, Executive, and LSP Executive in August and September. The consultation programme began in September, with information and a feedback form provided on the council's website. The full draft action plan and the consultation summary are available on the website, copies of the summary have been printed, and a leaflet is being prepared. A programme of events and activities is being coordinated by the OPL Action Group's Communications Subgroup, to ensure all sectors of the community have access to the consultation documents.
EN40	Issue and publish Sustainable Energy Action Plan to comply with covenant of Mayor's programme		Action on target	31 Oct 2010	The Sustainable Energy Action Plan has been submitted to the Environment Management team for approval and will go to the Executive Member for Community Protection for a decision on the 20th October.

Fit For Purpose








Governing the business.




Action Code	Action Title	On target?	Expected Outcome	Due Date	Latest Note
CS01	Develop a coordinated approach to the management of needs analyses and commissioning processes and activity across the Council and Middlesbrough Partnership.		Action on target	31 Mar 2011	Report to CMT to establish a assessment framework – October 2010
CS02	Implement partnership extension arrangements with Mouchel to deliver agreed savings.		Action on target	31 Mar 2011	Implementation ongoing. Savings projects and targets being monitored on a fortnightly basis.
CS03	Continue to progress the Procurement Action Plan and the Procurement Development Plan.		Action on target	31 Mar 2011	The Procurement Development Plan is a 3year plan, all tasks in year 1 and 2 are complete.
CS06	Implement Geographical Information Strategy, including development of online mapping to provide improved analysis of customers/communities.		Action on target	31 Mar 2011	Work continuing to schedule.
CS07	Deliver 2010 Place Survey for Middlesbrough, assuming the coalition government proceeds.		Action cancelled	31 Mar 2011	Following Government guidelines the Place Survey has been deleted as from June 2010
CS09	Review senior staff structure to ensure that it remains fit for purpose going forward.		Action on target	31 Mar 2011	Quarter Twp Stage 2 of senior staff review in development. Chief Executive has recently advised managers of post CSR implementation timetable.
CS11	Review corporate administration arrangements to ensure that they remain fit for purpose going forward.		Action on target	31 Mar 2011	Agreement from CMT to move forward with Tranche 1 of programme from January 2011. Significant in year savings also identified.
CS12	Review corporate transport arrangements to ensure that they remain fit for purpose going forward.		Action on target	31 Mar 2011	Regular consultation from the Transformation board. Ongoing
CS17	Implement new website strategy to encourage wider eservice delivery.		Action on target	31 Mar 2011	Requirements for website/intranet functionality documented. Access to Services results being analysed.
CS18	Develop approach to and coordinate publication of corporate data in line with coalition government's transparency agenda.		Action on target	31 Dec 2010	The LGA's Local Government Group has issued draft guidance on the publication of financial transactions and senior staff salaries. A proposed approach in respect of performance data will be presented to CMT in Q3.
CS19	Undertake fundamental review of corporate and departmental registers to ensure that they fully support the achievement of the Council's strategic priorities going forward.		Action on target	31 Mar 2011	Review and associated actions nearing completion with reporting to CMT planned for November 2010.
CS20	Undertake annual review and revision of the Council's suite of business continuity plans and supporting arrangements to ensure that they remain fitforpurpose.		Action on target	31 Mar 2011	Completed with the exception of CFLs plans which have been delayed report to go to Single Member 9 November 2010

Managing Finances.









Action Code	Action Title	On target?	Expected Outcome	Due Date	Latest Note
CS27	Develop and oversee a Transformation Programme for the Council.		Action Achieved	30 Jun 2010	Transformation governance arrangements. Transformation Board considered a report on the Council's review programme in October and final arrangements will be agreed at the November meeting.
CS29	Support service areas in business change activities, including programme management and benefits realisation management.		Action on target	31 Mar 2011	Environment and CFL are progressing with Business Change Strategies. Programme management approach to Accommodation Review agreed at CMT.
CS30	Complete a Councilwide review of the approach to the benchmarking of services.		Missing target	31 Mar 2011	The timing of the review is being reassessed given the current round of significant budget reductions.

Managing performance.

Action Code	Action Title	On target?	Expected Outcome	Due Date	Latest Note
CS49	Complete the annual review and refresh of the Middlesbrough Local Area Agreement 2008/2011, and manage the development of the post2011 LAA (if coalition government proceeds).		Action cancelled	31 Aug 2010	Letter from Secretary of State confirming that no future rounds of LAA. Proposals on how Middlesbrough will determine and monitor the delivery of medium term priorities will be considered as part of the Common Functions review.
CS50	Review and revise the Middlesbrough Partnership's community engagement framework and consultation toolkit.		Not on target To be completed by end of the year	30 Sep 2010	Being promoted through the LSP
CS51	Complete review of the Middlesbrough Partnership cluster arrangements and improve engagement with the private sector.		Action on target	31 Mar 2011	New arrangements to be reviewed towards the end of the year. Private sector involvement being promoted through the Business Forum
CS52	Relaunch and manage the Local Democracy Campaign for 2010.		Missing target	31 Mar 2011	Although all preparatory work has been complete it has been deferred due to capacity constraints within the team
CS55	Ensure that the Middlesbrough Partnership's Executive remains fit for purpose through the implementation of a development programme.		Action on target	31 Mar 2011	This will now be picked up through a complete review of the LSP arrangements due to public spending cuts/ new government policy.
CS56	Review and revise Middlesbrough's Joint Single Equality Scheme to ensure compliance with the Equality Act 2010 and best practice approaches to equality mapping.		Action on target	31 Mar 2011	Report to CMT to establish a assessment framework – October 2010
CS57	Achieve Level 3 (Excellence) of the new Equalities Framework for Local Government (depending on outcome of review set out in CS69).		Action cancelled	31 Mar 2011	Action cancelled following national indications that EFLG will not continue for much longer in its current format may be reinstated depending on outcome of national review.
CS63	Revise and republish the 2008/2011 Strategic Plan and oversee the development of 2010/2011 Service Plans.		Action Achieved	30 Jun 2010	Strategic Plan approved by council and published in June 2010. Service Plans finalised in June 2010.

Action Code	Action Title	On target?	Expected Outcome	Due Date	Latest Note
CS65	Implement new arrangements for budget/performance monitoring for 2010/2011 onwards.		Action Achieved	30 Jun 2010	New process agreed by CMT in June 2010 and implemented for Q2.
CS66	Review corporate performance management framework in light of coalition government changes to the national performance framework, including performance measures used, benchmarking arrangements and the format of key documents.		Action on target	31 Dec 2010	Outline options to be presented to November Transformation Board in review of common functions paper.
CS68	Determine external challenge arrangements in the light of the abolition of CAA, including the utilisation of national and regional peer challenge.		Action on target	31 Mar 2011	Response to Local government group Consultation on sector self regulation and improvement

Managing resources.

Action Code	Action Title	On target?	Expected Outcome	Due Date	Latest Note
CS32	Develop a corporate energy strategy to meet the Council's Carbon Reduction Commitment obligations		Action on target	31 Mar 2011	Zero Carbon Plan completed, Carbon Reduction Plan being drawn up for Local Area Carbon Management (LACM)
CS35	Review the Council's accommodation arrangements to ensure that they remain fit for purpose going forward.		Action on target	31 Mar 2011	Project Initiation Document (PID) presented to transformation board, implementation progressing on programme.
CS38	Develop the Council's People Strategy 2010/2013.		Action cancelled	31 Mar 2011	On hold pending the outcome of the recent budget cuts and transformation agenda.
CS40	Complete the Single Status process leading into an Equal Pay Audit and continuing monitoring.		Action on target	31 Mar 2011	Final Implementation was 7th August with equal pay audit to follow in the 6 months afterwards.
CS43	Work with departments to implement the Council's workforce planning strategy and oversee the development of 2010/2011 Workforce Plans.		Action Achieved	31 Mar 2011	Workforce plans are in place for all departments as part of the service planning process.
CS45	Work with departments to implement the Council's learning and development strategy and oversee the development of 2010/2011 L&D Plans.		Action on target	31 Mar 2011	Departments are in the process of completing L & D plans once appraisals are complete
CS46	Consider new approaches to positive action concerning the diversity of the workforce.		Action on target	31 Mar 2011	New approaches under consideration and will link to work on Talent Management including volunteering, work placements, etc.
CS47	Continue to work with departments to reduce absence from work due to ill health.		Action on target	31 Mar 2011	CMT report on 27.05.2010 outlined proposed actions for consideration by CMT. These actions are being implemented.
CS48	Ensure successful implementation of a further programme of ICT infrastructure projects		Action on target	31 Mar 2011	Report due to be presented to CMT for consideration in quarter three.

